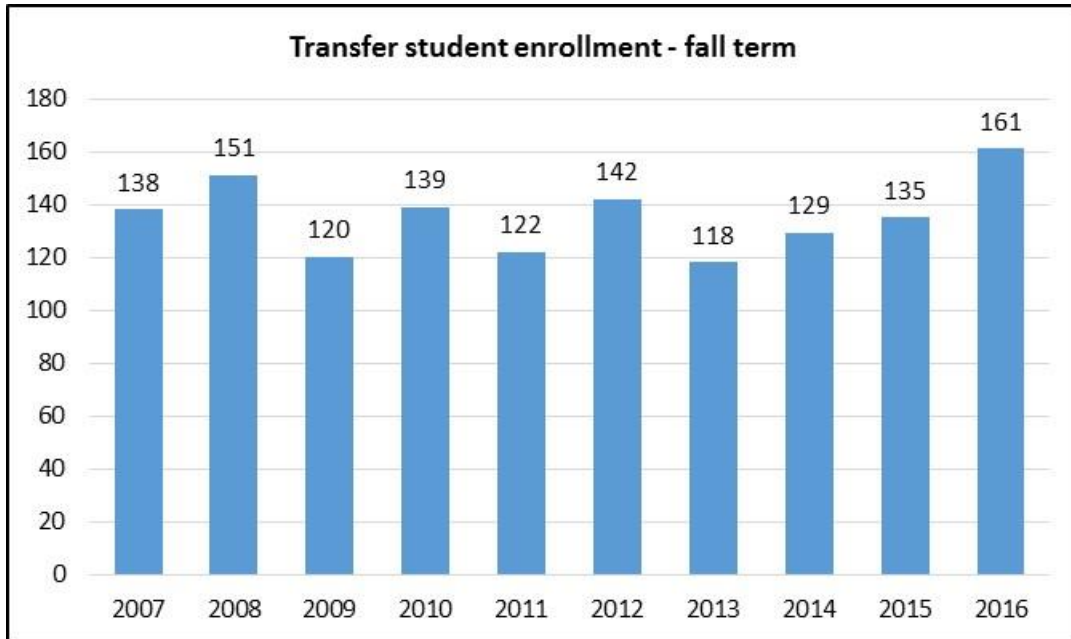


September 1, 2016

*Siena Fast Facts*

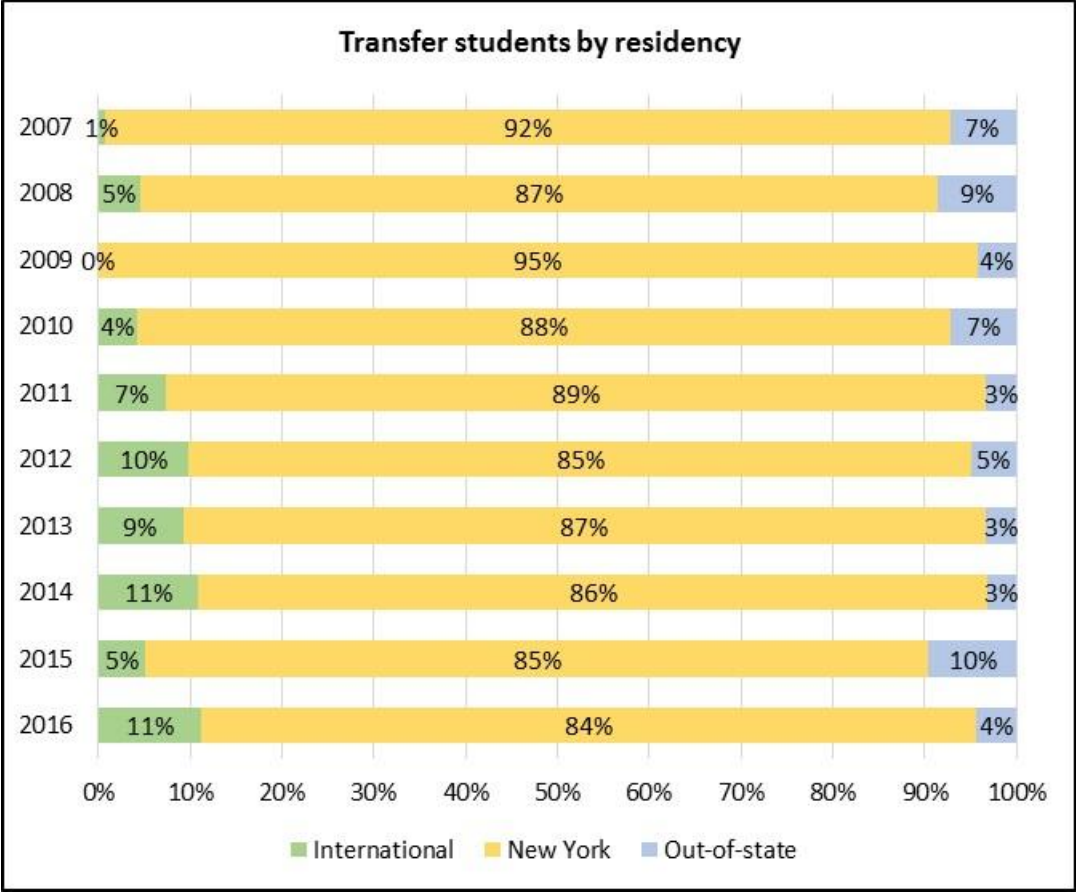
As we prepare for a new fall term, our *Fast Facts* this week will take a look at our incoming transfer students.

The chart below shows the number of transfer students matriculating in the fall term for the last ten years. (Note that fall 2016 data are still preliminary.)



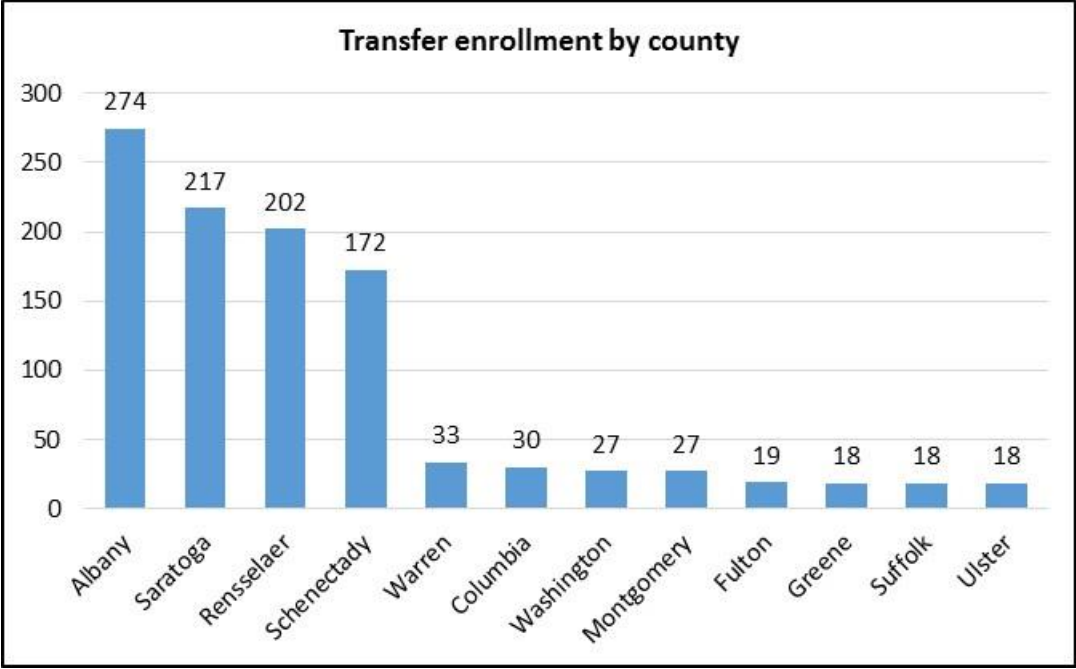
Generally speaking, transfer enrollment has been relatively stable, averaging about 135 students per fall term. However, fall 2016 looks to have the highest number of incoming transfer students in recent Siena history.

The chart below shows the percentage of transfer students by residency.



Clearly the majority of our transfer students are from within the state of New York, although we do have a modest number of international and out-of-state students. (Note that some international students who come to Siena to continue their education are not classified as transfers, but rather as “visiting” students, depending on their matriculation status. These visiting students are not included here.)

Taking the residency question one step further, the chart below shows the top 12 counties of origin of our transfer students for the past ten years.



All of the top counties are within the greater capital district region (although Suffolk and Ulster sneak in at the end of the chart). This is in marked contrast to the data for new students, many of whom come from the greater New York City area.

Next week we'll continue to look at our incoming transfer students.

If you have any ideas for future *Fast Facts*, please let us know.