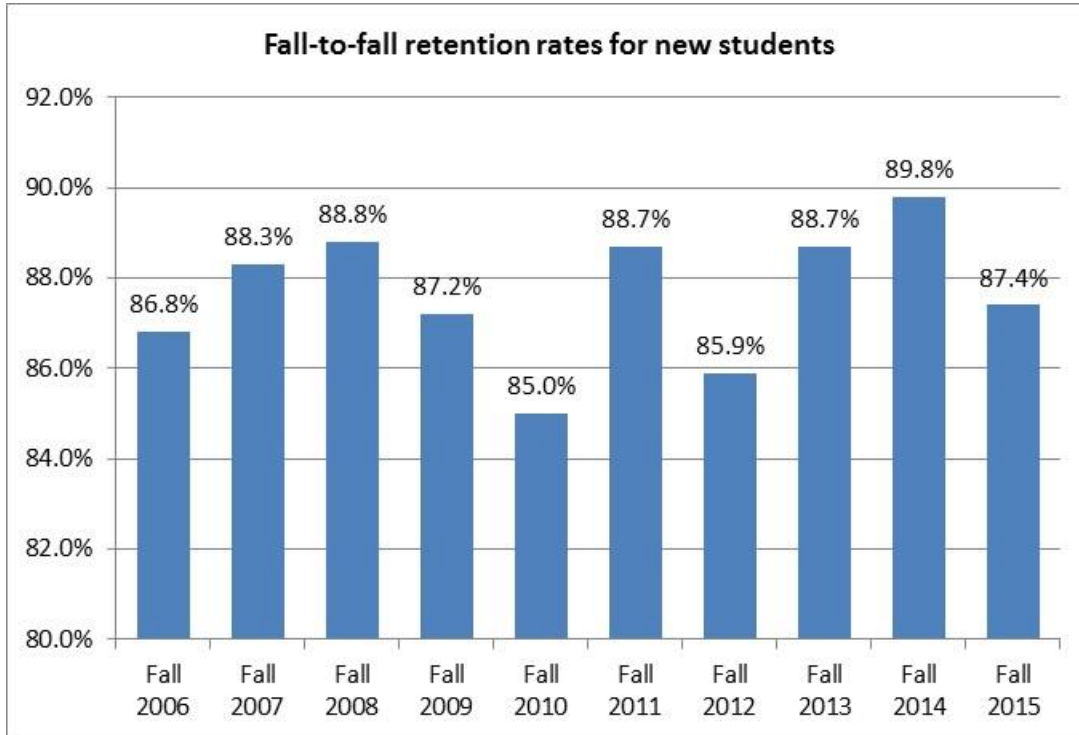


November 4, 2016

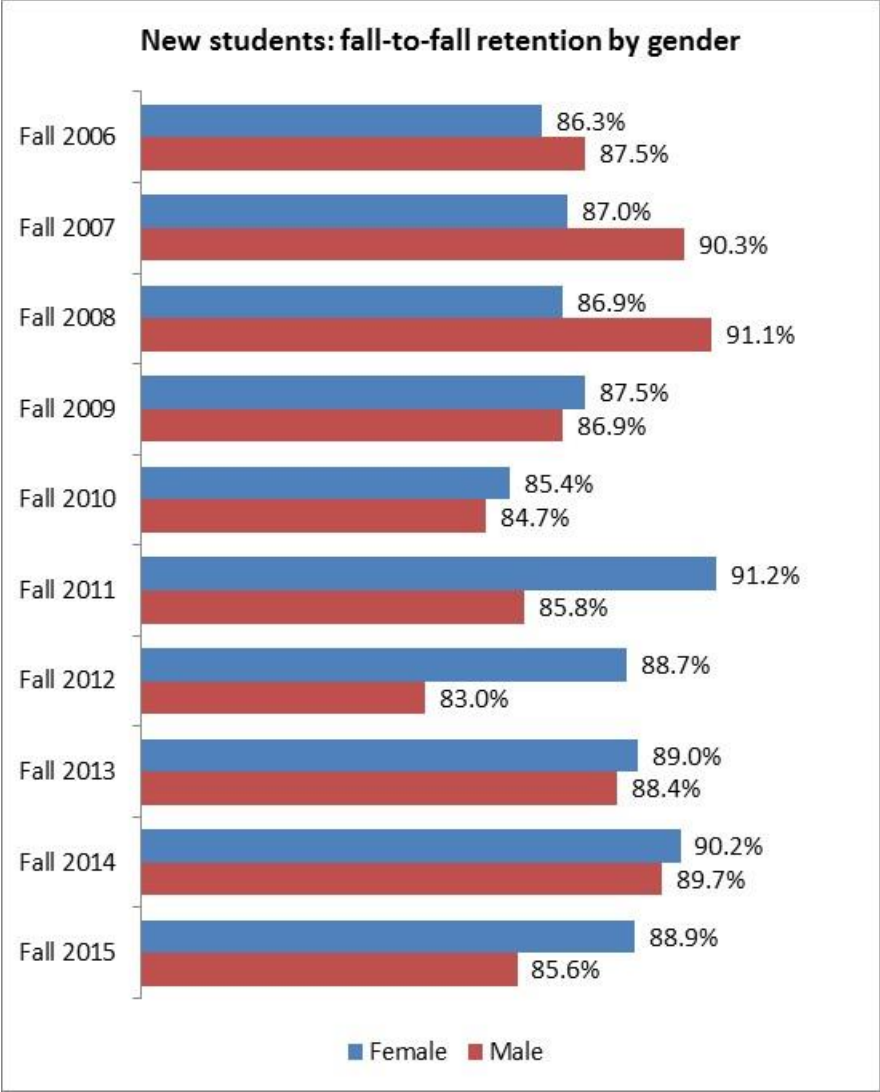
*Siena Fast Facts*

This week we will take a look at some fall-to-fall retention numbers. The chart below shows fall-to-fall retention rates for first-time, full-time, degree-seeking students at Siena College for the last 10 years.



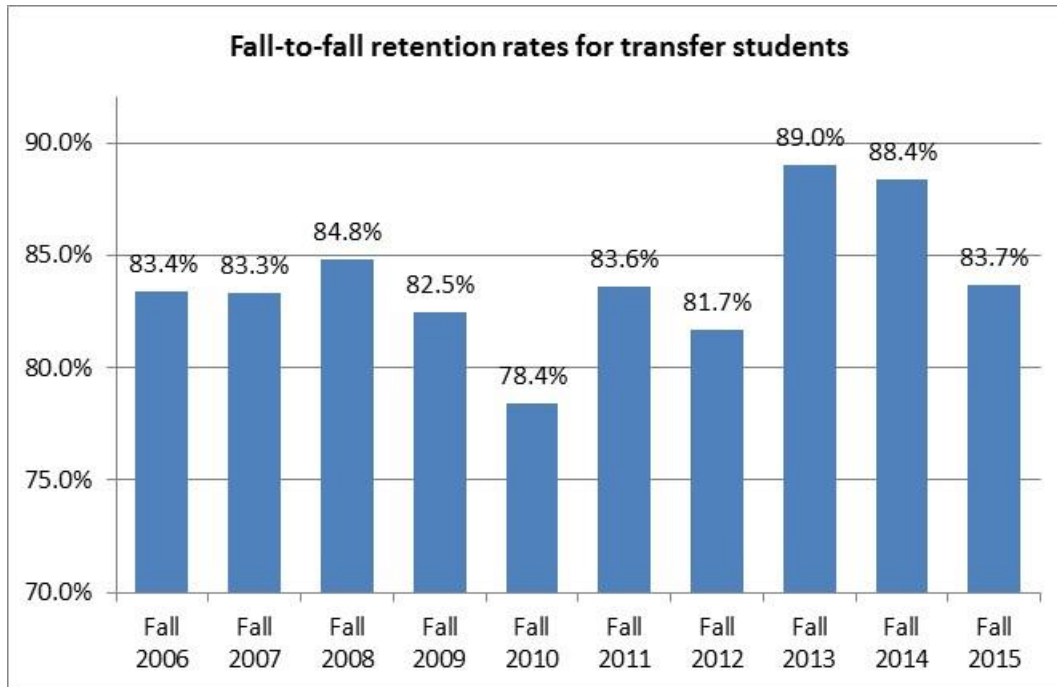
Across this time period, retention rates average about 87%. The most recent cohort (i.e. students entering in fall 2015) posted a retention rate of 87.4%, a bit of a drop from the previous two cohorts but still well within our historical average.

Digging a bit deeper, the chart below shows the same retention data broken down by gender.



In earlier cohorts (2008 and prior), male students posted higher retention rates, but in more recent cohorts, female students have posted higher retention rates.

The chart below shows fall-to-fall retention rates for entering transfer students at Siena College for the last 10 years. (Note that transfer students who graduate within their first year at Siena are counted as retained.)



Retention rates for transfer students are typically a few percentage points lower than for new students, with the marked exception of the fall 2013 and fall 2014 cohorts. The most recent cohort (fall 2015) had a fairly typically retention rate of 83.7%.

Remember that Daylight Savings Time ends this weekend, so we will “retain” less light in the evenings now!