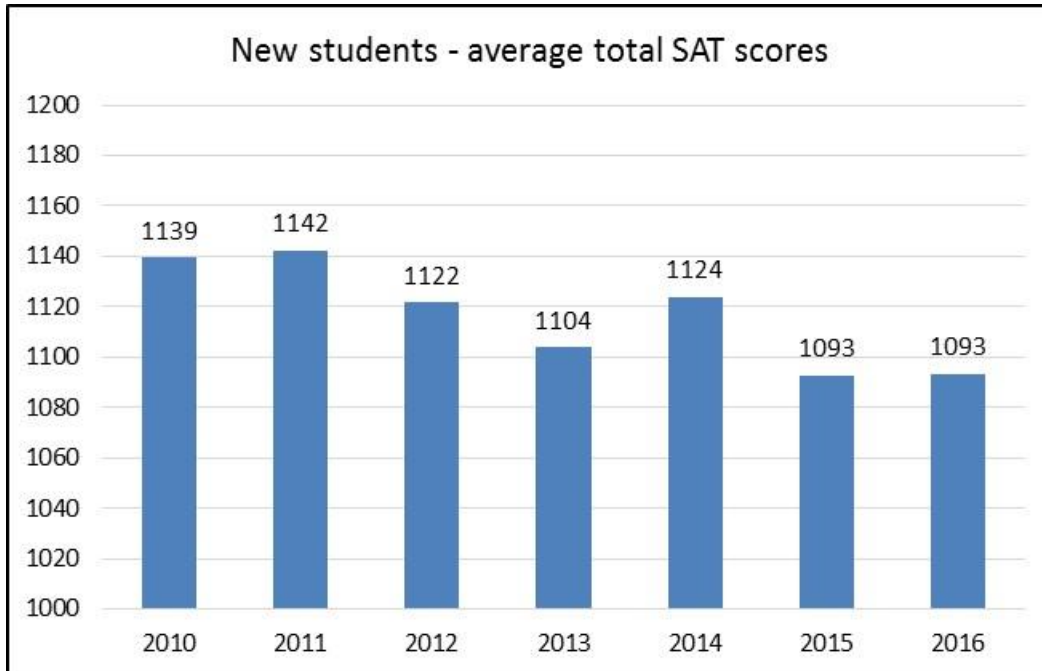


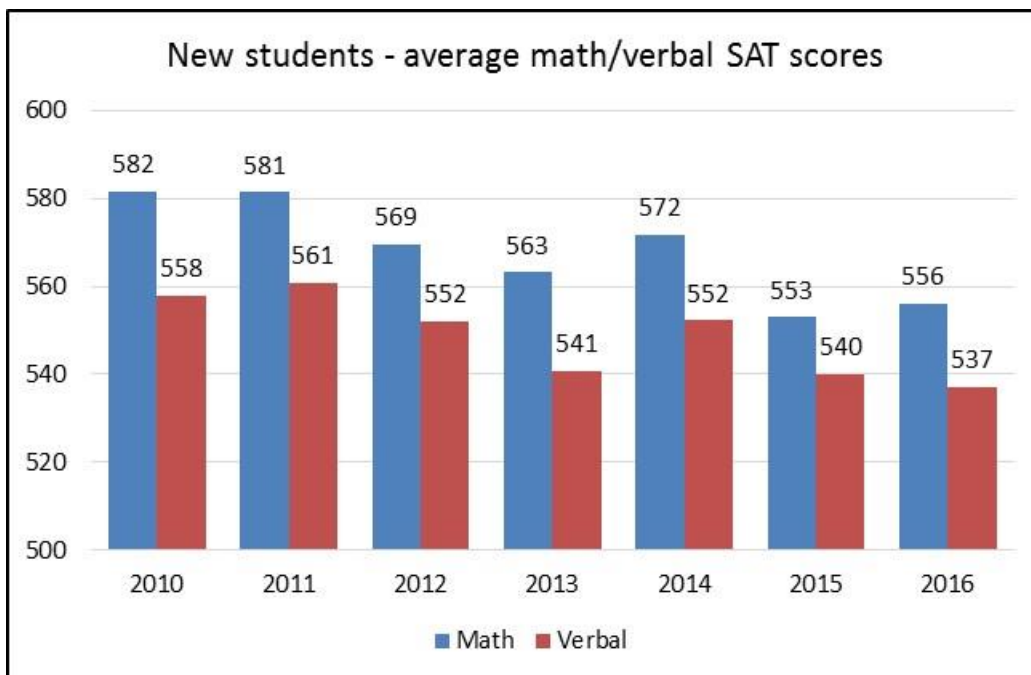
August 11, 2016

For the last couple of weeks our *Fast Facts* have been looking at the incoming class of 2020. We will continue that topic this week, with a focus on the academic preparation of our incoming students.

The chart below shows the average total SAT score for the seven most recent cohorts of new students.



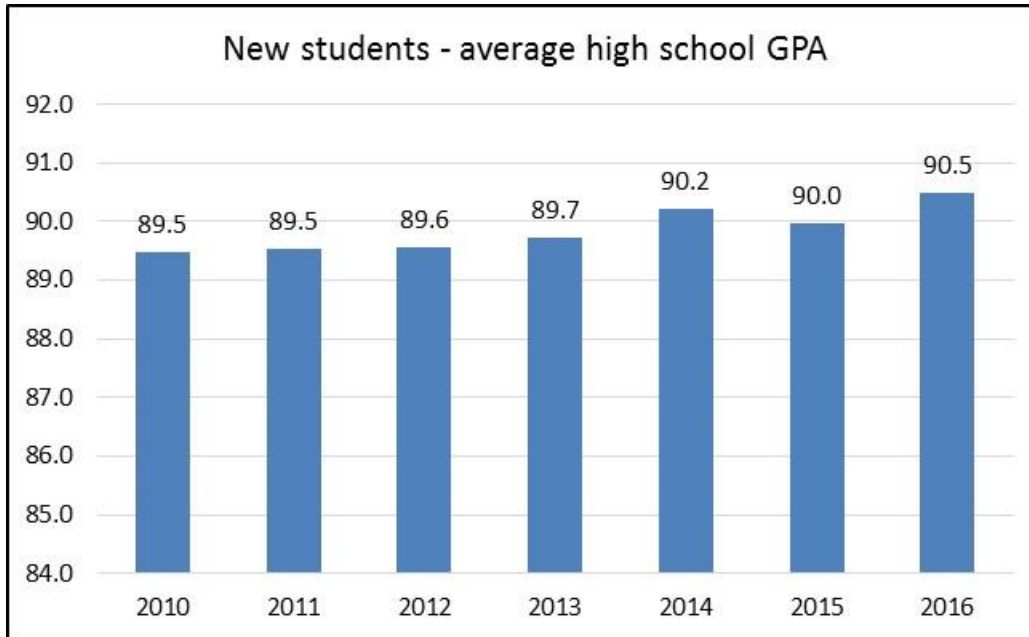
The chart below shows the same data, but broken down by SAT subtest.



These data indicate that the incoming class (fall 2016) has almost exactly the same average SAT score as the fall 2015 cohort, but both are somewhat lower than previous cohorts.

Of course, fall 2016 is the first year in which incoming students can opt out of the SAT or ACT tests. Of the 771 incoming students who are currently registered, 168 declared themselves test-optional (although some of these students did in fact submit test scores).

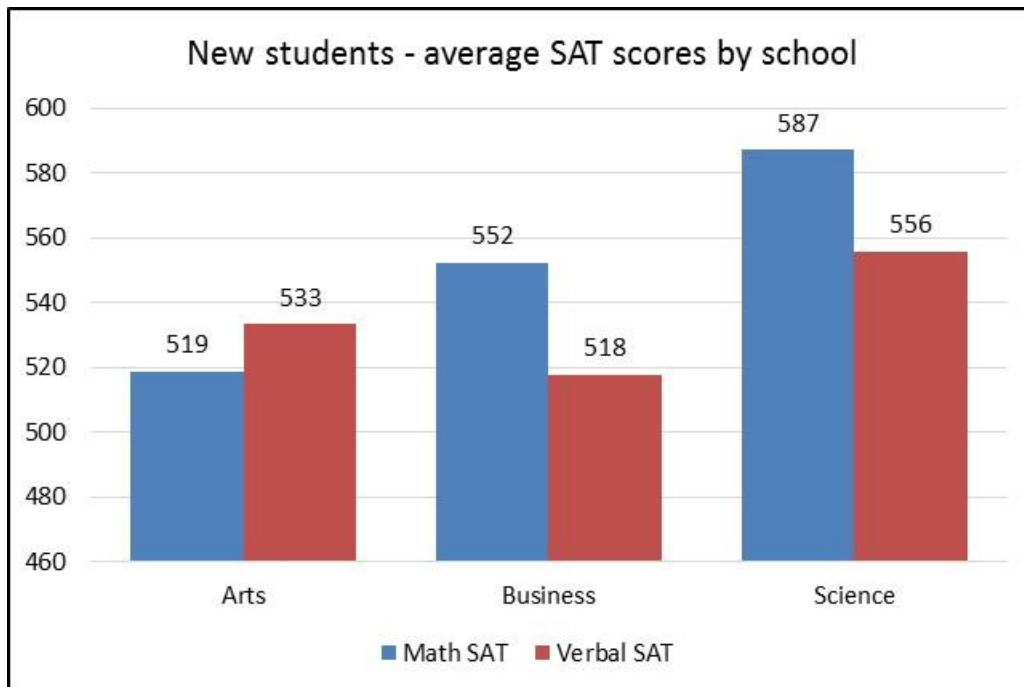
The chart below shows average high school GPA for the seven most recent cohorts of new students.



In contrast to the SAT data, this chart indicates that the fall 2016 cohort has a slightly higher average high school GPA than previous cohorts. This is reassuring, as high school GPA is a better predictor of Siena college outcomes than SAT scores.

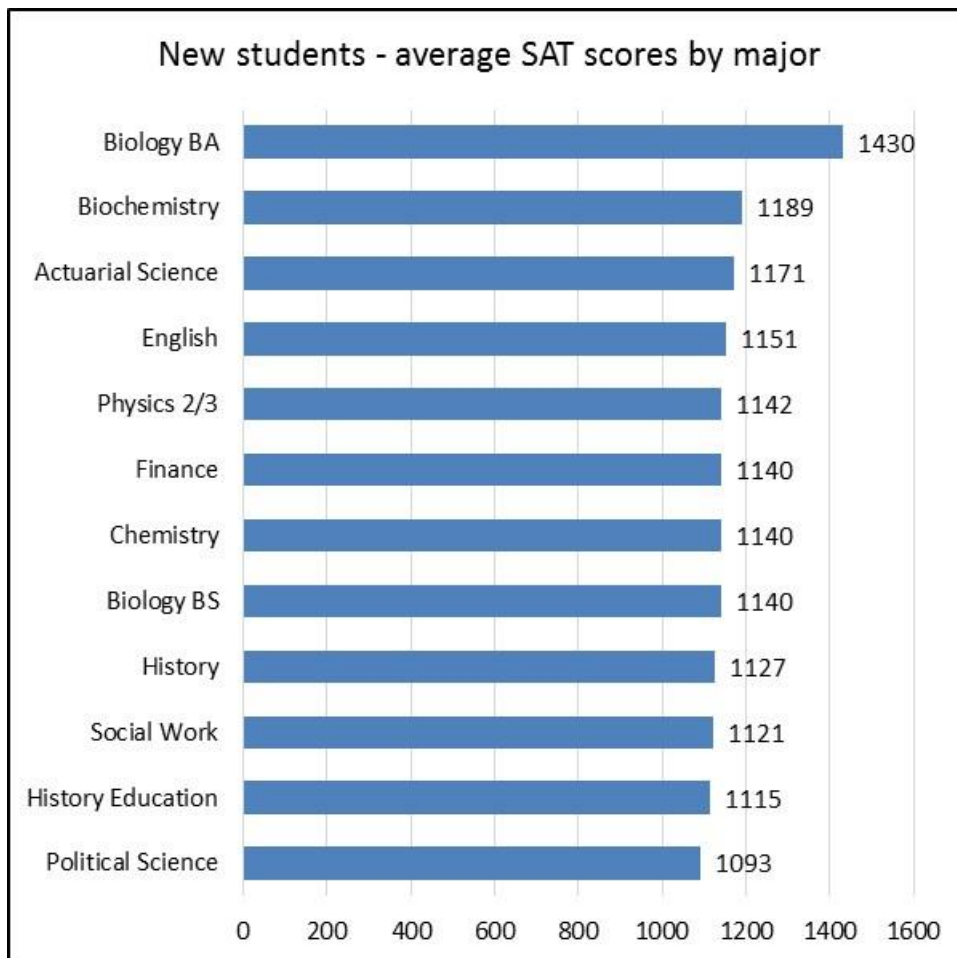
And just in case you're wondering (or worrying) about our test-optional students, their average high school GPA is actually slightly higher than the average GPA of test-takers (90.8 vs. 90.4).

The chart below shows average SAT scores by school, for just the fall 2016 cohort of new students.



Not surprisingly, students in the School of Science have the highest math SAT scores. But they also have the highest verbal SAT scores. Students in the School of Business have somewhat higher math SAT scores than students in the School of Liberal Arts, but for verbal SAT the trend is reversed.

Finally, the chart below shows the dozen majors with the highest SAT scores, again for the fall 2016 cohort of new students. Declared majors reflect the matriculation major for students (which can of course change). Only majors with 5 or more students were included in this analysis.



Not surprisingly, the Biology BA majors (i.e. Albany Medical College admits) have the highest SAT scores by far.

In the incoming fall 2016 cohort, no students hit 1600 on the SAT, but three students (all Biology BA majors) cleared 1500.

Next week we'll continue looking at the class of 2020.