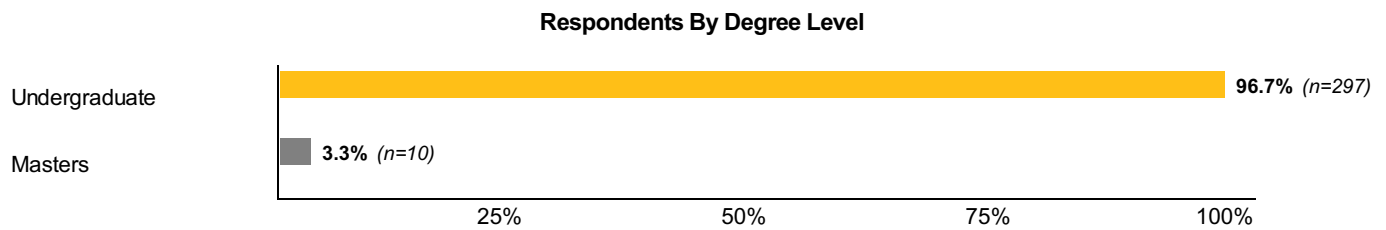
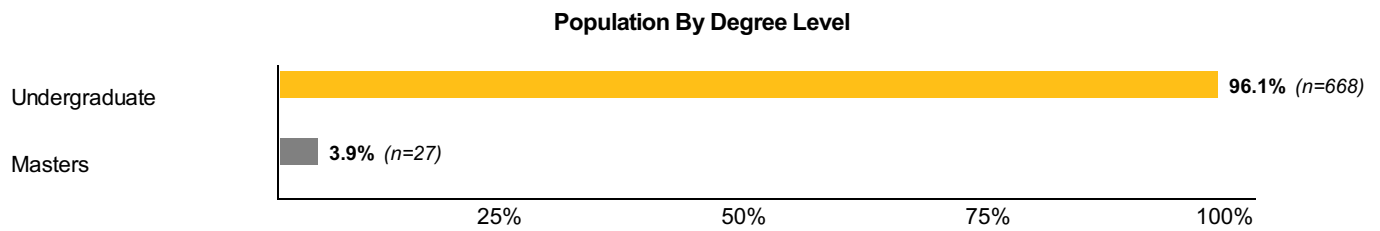
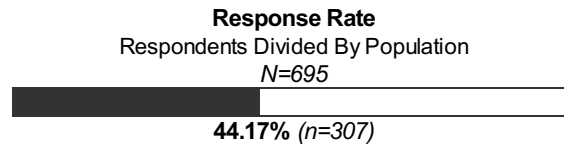


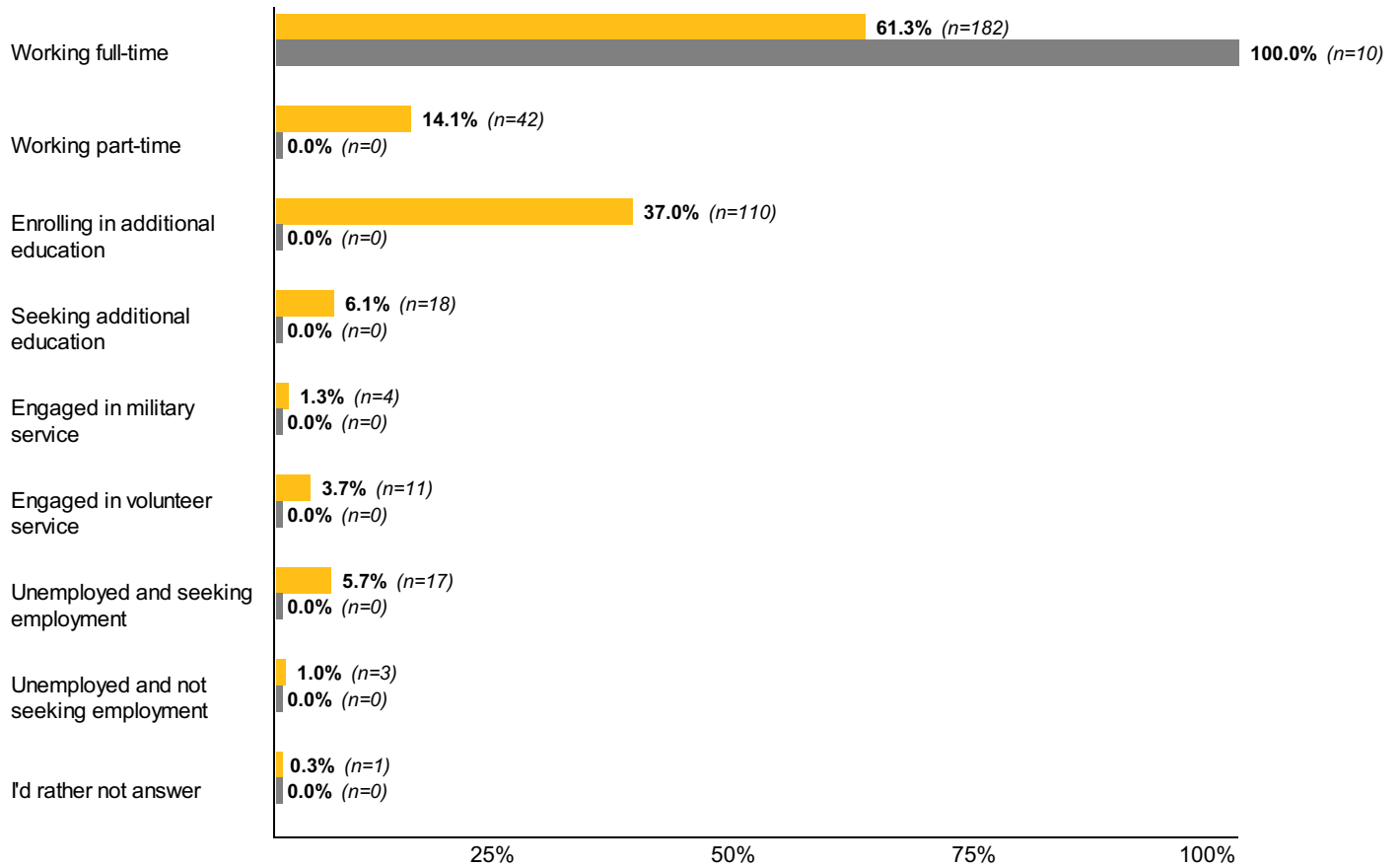
## Response Rate Summary



## General Outcomes

**Core 1:** Which of the following options represent your post-graduation situation at this time?  
(Select all that apply)

Undergraduate (n=297)  
Masters (n=10)



## General Outcomes

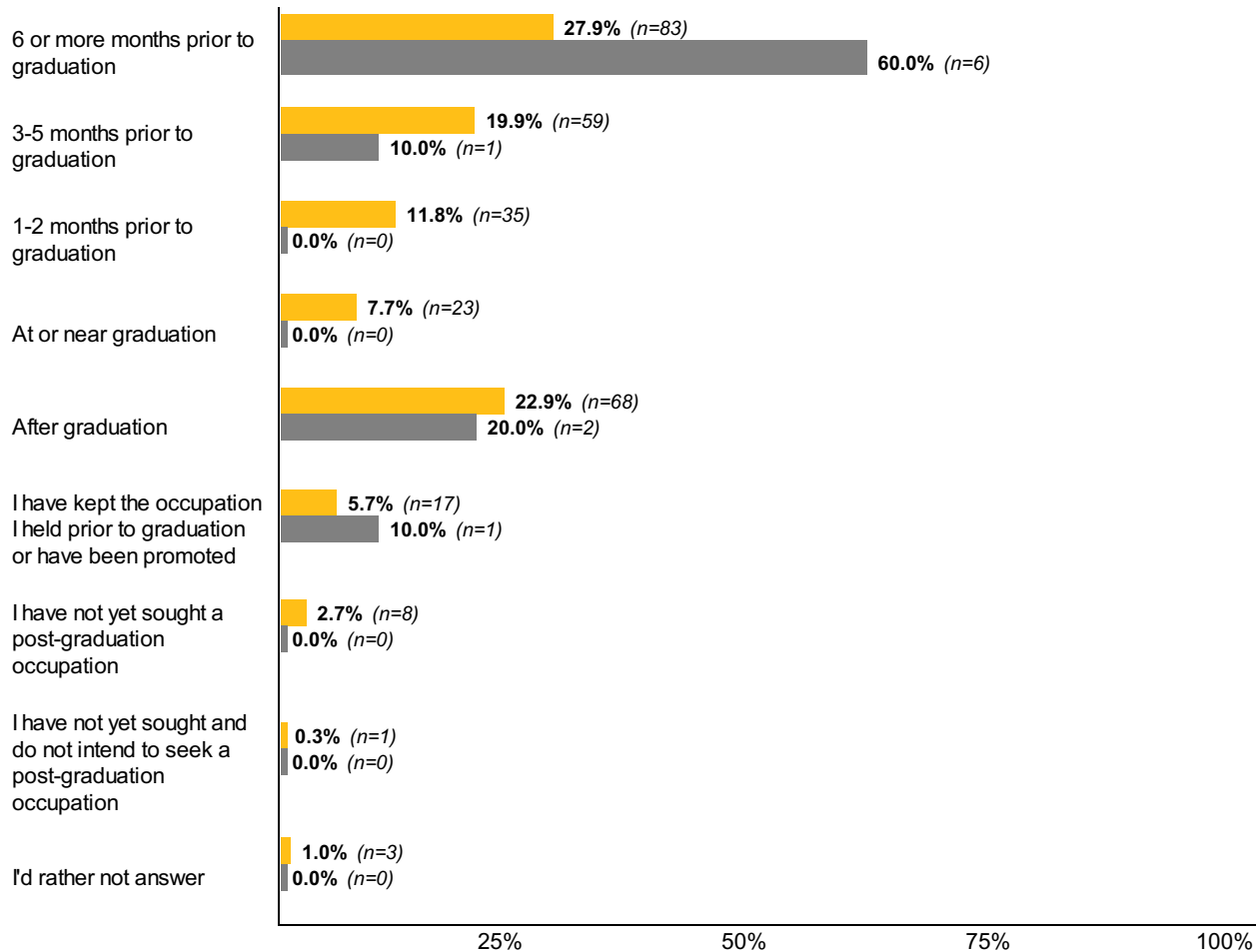
**Core 2:** Which of the options above would you identify as your primary status post-graduation?

	<b>Undergraduate</b> <i>n=297</i>	<b>Masters</b> <i>n=10</i>
Working full-time	<b>53.2%</b> ( <i>n=158</i> )	<b>100.0%</b> ( <i>n=10</i> )
Working part-time	<b>5.1%</b> ( <i>n=15</i> )	<b>0.0%</b> ( <i>n=0</i> )
Enrolling in additional education	<b>29.3%</b> ( <i>n=87</i> )	<b>0.0%</b> ( <i>n=0</i> )
Seeking additional education	<b>2.4%</b> ( <i>n=7</i> )	<b>0.0%</b> ( <i>n=0</i> )
Engaged in military service	<b>1.3%</b> ( <i>n=4</i> )	<b>0.0%</b> ( <i>n=0</i> )
Engaged in volunteer service	<b>1.7%</b> ( <i>n=5</i> )	<b>0.0%</b> ( <i>n=0</i> )
Unemployed and seeking employment	<b>6.1%</b> ( <i>n=18</i> )	<b>0.0%</b> ( <i>n=0</i> )
Unemployed and not seeking employment	<b>0.7%</b> ( <i>n=2</i> )	<b>0.0%</b> ( <i>n=0</i> )
I'd rather not answer	<b>0.3%</b> ( <i>n=1</i> )	<b>0.0%</b> ( <i>n=0</i> )

## General Outcomes

**Core 3:** When did you begin to pursue your primary post-graduation occupation?

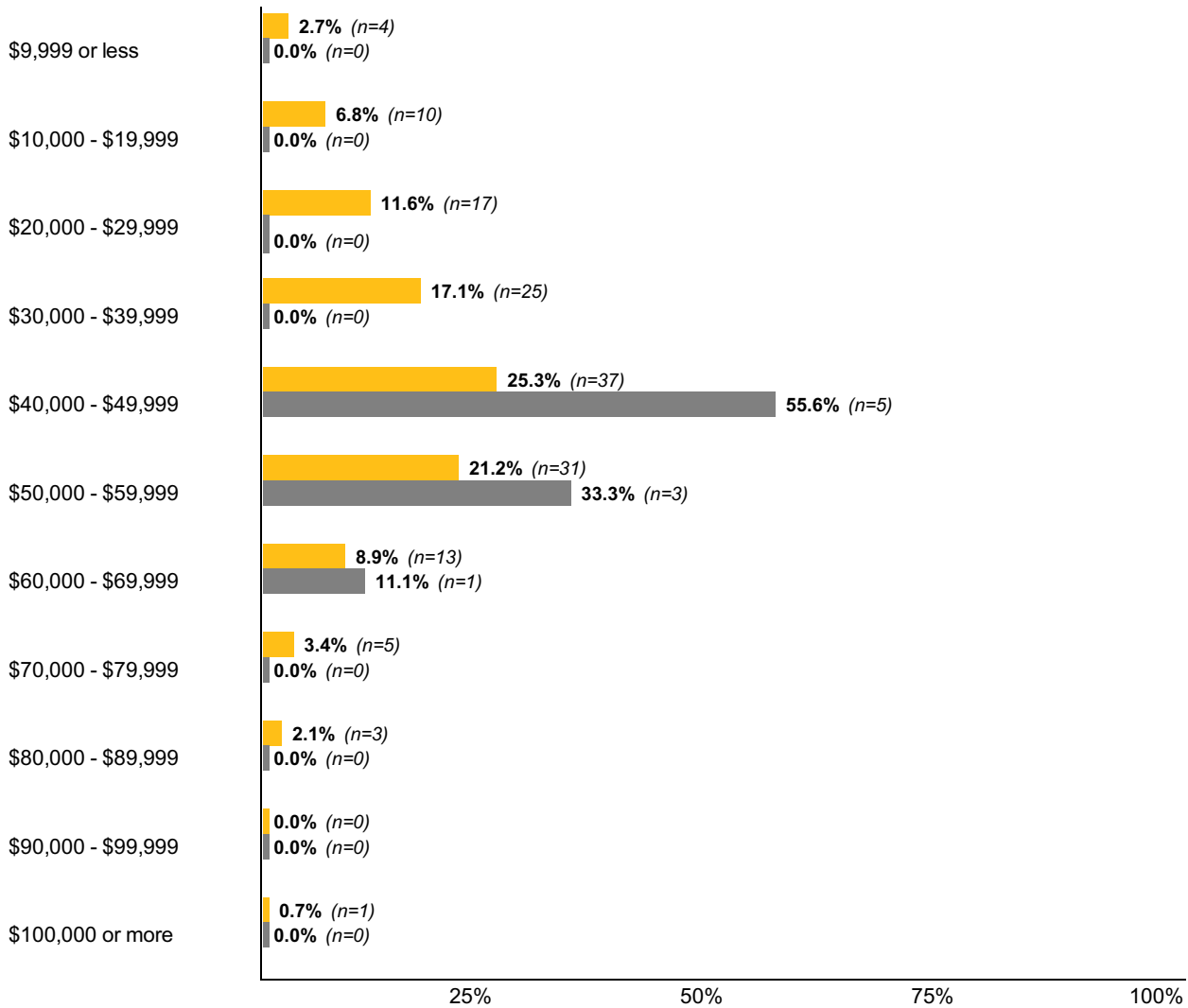
Undergraduate (n=297)  
Masters (n=10)



## Occupation

**Core 5:** Please enter your expected total annual income, and if applicable, guaranteed bonus(es) below.

Undergraduate (n=146)  
 Masters (n=9)



Overall median income: **\$45,000**

Median income for *Undergraduate* students: **\$44,000**

Median income for *Masters* students: **\$48,000**

To protect respondent confidentiality, median incomes have been rounded to the nearest \$500 interval.

## Occupation

**Core 6:** Which of the following best describes your occupation?

	<b>Undergraduate</b> <i>n=202</i>	<b>Masters</b> <i>n=9</i>
Employed by an organization	<b>80.2%</b> ( <i>n=162</i> )	<b>100.0%</b> ( <i>n=9</i> )
Engaged in an entrepreneurial / start-up effort as an owner	<b>0.5%</b> ( <i>n=1</i> )	<b>0.0%</b> ( <i>n=0</i> )
Self-employed	<b>0.5%</b> ( <i>n=1</i> )	<b>0.0%</b> ( <i>n=0</i> )
Employed in a temporary / contract work assignment	<b>7.4%</b> ( <i>n=15</i> )	<b>0.0%</b> ( <i>n=0</i> )
Employed in a postgraduate internship or fellowship	<b>5.0%</b> ( <i>n=10</i> )	<b>0.0%</b> ( <i>n=0</i> )
Engaged in military service	<b>2.0%</b> ( <i>n=4</i> )	<b>0.0%</b> ( <i>n=0</i> )
Employed in any other work category	<b>3.5%</b> ( <i>n=7</i> )	<b>0.0%</b> ( <i>n=0</i> )
I'd rather not answer	<b>1.0%</b> ( <i>n=2</i> )	<b>0.0%</b> ( <i>n=0</i> )

## Occupation

**Core 7:** Do you/will you hold more than one paid position?

	<b>Undergraduate</b> <i>n=202</i>	<b>Masters</b> <i>n=9</i>
Yes	<b>16.8%</b> ( <i>n=34</i> )	<b>0.0%</b> ( <i>n=0</i> )
No	<b>80.2%</b> ( <i>n=162</i> )	<b>100.0%</b> ( <i>n=9</i> )
I'd rather not answer	<b>3.0%</b> ( <i>n=6</i> )	<b>0.0%</b> ( <i>n=0</i> )

## Occupation: Industry

**Core 9 & Core 13:** Which of the following best describes the industry and job function of the occupation you do/will hold?

	<b>Undergraduate</b> <i>n=169</i>	<b>Masters</b> <i>n=9</i>
Accounting	<b>14.8%</b> ( <i>n=25</i> )	<b>88.9%</b> ( <i>n=8</i> )
Financial Services	<b>10.7%</b> ( <i>n=18</i> )	<b>0.0%</b> ( <i>n=0</i> )
Education	<b>9.5%</b> ( <i>n=16</i> )	<b>0.0%</b> ( <i>n=0</i> )
Healthcare / Health Services	<b>7.1%</b> ( <i>n=12</i> )	<b>0.0%</b> ( <i>n=0</i> )
Banking	<b>3.0%</b> ( <i>n=5</i> )	<b>0.0%</b> ( <i>n=0</i> )
Government / Public Administration	<b>2.4%</b> ( <i>n=4</i> )	<b>11.1%</b> ( <i>n=1</i> )
Computers	<b>3.0%</b> ( <i>n=5</i> )	<b>0.0%</b> ( <i>n=0</i> )
Retail / Wholesale	<b>3.0%</b> ( <i>n=5</i> )	<b>0.0%</b> ( <i>n=0</i> )
Software Development	<b>3.0%</b> ( <i>n=5</i> )	<b>0.0%</b> ( <i>n=0</i> )
Non-Profit / Philanthropy	<b>3.0%</b> ( <i>n=5</i> )	<b>0.0%</b> ( <i>n=0</i> )
Social Services	<b>2.4%</b> ( <i>n=4</i> )	<b>0.0%</b> ( <i>n=0</i> )
Other / Unspecified	<b>2.4%</b> ( <i>n=4</i> )	<b>0.0%</b> ( <i>n=0</i> )
Consulting	<b>2.4%</b> ( <i>n=4</i> )	<b>0.0%</b> ( <i>n=0</i> )
Sciences	<b>1.8%</b> ( <i>n=3</i> )	<b>0.0%</b> ( <i>n=0</i> )
Information Technology	<b>1.8%</b> ( <i>n=3</i> )	<b>0.0%</b> ( <i>n=0</i> )
Advertising	<b>1.8%</b> ( <i>n=3</i> )	<b>0.0%</b> ( <i>n=0</i> )
Pharmaceuticals	<b>1.8%</b> ( <i>n=3</i> )	<b>0.0%</b> ( <i>n=0</i> )
Marketing	<b>1.8%</b> ( <i>n=3</i> )	<b>0.0%</b> ( <i>n=0</i> )
Military & Defense	<b>1.8%</b> ( <i>n=3</i> )	<b>0.0%</b> ( <i>n=0</i> )
Real Estate	<b>1.2%</b> ( <i>n=2</i> )	<b>0.0%</b> ( <i>n=0</i> )



Insurance Services	1.2% (n=2)	0.0% (n=0)
Hospitality - Hotel / Restaurant Management	1.2% (n=2)	0.0% (n=0)
Food & Beverage	1.2% (n=2)	0.0% (n=0)
Manufacturing	1.2% (n=2)	0.0% (n=0)
Biotechnology	1.2% (n=2)	0.0% (n=0)
Higher Education	1.2% (n=2)	0.0% (n=0)
Communications	1.2% (n=2)	0.0% (n=0)
Food Services	1.2% (n=2)	0.0% (n=0)
Travel & Tourism	0.6% (n=1)	0.0% (n=0)
Printing & Publishing	0.6% (n=1)	0.0% (n=0)
Automotive	0.6% (n=1)	0.0% (n=0)
Engineering	0.6% (n=1)	0.0% (n=0)
Business Services	0.6% (n=1)	0.0% (n=0)
Law	0.6% (n=1)	0.0% (n=0)
Medicine	0.6% (n=1)	0.0% (n=0)
Consumer Services	0.6% (n=1)	0.0% (n=0)
Sports & Recreation	0.6% (n=1)	0.0% (n=0)
Telecommunications	0.6% (n=1)	0.0% (n=0)
Public Relations / Public Affairs	0.6% (n=1)	0.0% (n=0)
Cosmetics	0.6% (n=1)	0.0% (n=0)
E-Commerce	0.6% (n=1)	0.0% (n=0)
Construction	0.6% (n=1)	0.0% (n=0)
Consumer Products	0.6% (n=1)	0.0% (n=0)
Agriculture	0.6% (n=1)	0.0% (n=0)
Arts & Entertainment	0.6% (n=1)	0.0% (n=0)
Waste Management	0.6% (n=1)	0.0% (n=0)
Housing & Urban Development	0.6% (n=1)	0.0% (n=0)
Electronics	0.6% (n=1)	0.0% (n=0)



## Occupation: Job Function

**Core 9 & Core 13:** Which of the following best describes the industry and job function of the occupation you do/will hold?

	<b>Undergraduate</b> <i>n=162</i>	<b>Masters</b> <i>n=8</i>
Accounting / Auditing	<b>14.8%</b> ( <i>n=24</i> )	<b>87.5%</b> ( <i>n=7</i> )
Analyst	<b>7.4%</b> ( <i>n=12</i> )	<b>0.0%</b> ( <i>n=0</i> )
Finance	<b>4.9%</b> ( <i>n=8</i> )	<b>0.0%</b> ( <i>n=0</i> )
Other	<b>4.3%</b> ( <i>n=7</i> )	<b>0.0%</b> ( <i>n=0</i> )
Administration	<b>4.3%</b> ( <i>n=7</i> )	<b>0.0%</b> ( <i>n=0</i> )
Software Development	<b>3.7%</b> ( <i>n=6</i> )	<b>0.0%</b> ( <i>n=0</i> )
Teaching / Education	<b>3.7%</b> ( <i>n=6</i> )	<b>0.0%</b> ( <i>n=0</i> )
Sales	<b>3.7%</b> ( <i>n=6</i> )	<b>0.0%</b> ( <i>n=0</i> )
Research	<b>3.1%</b> ( <i>n=5</i> )	<b>0.0%</b> ( <i>n=0</i> )
Account Management / Planning	<b>2.5%</b> ( <i>n=4</i> )	<b>12.5%</b> ( <i>n=1</i> )
Management	<b>3.1%</b> ( <i>n=5</i> )	<b>0.0%</b> ( <i>n=0</i> )
Marketing	<b>3.1%</b> ( <i>n=5</i> )	<b>0.0%</b> ( <i>n=0</i> )
Social Work	<b>3.1%</b> ( <i>n=5</i> )	<b>0.0%</b> ( <i>n=0</i> )
Administrative / Support Services	<b>2.5%</b> ( <i>n=4</i> )	<b>0.0%</b> ( <i>n=0</i> )
Human Resources	<b>1.9%</b> ( <i>n=3</i> )	<b>0.0%</b> ( <i>n=0</i> )
Counseling	<b>1.9%</b> ( <i>n=3</i> )	<b>0.0%</b> ( <i>n=0</i> )
Education & Training	<b>1.9%</b> ( <i>n=3</i> )	<b>0.0%</b> ( <i>n=0</i> )
Programming / Software Development	<b>1.9%</b> ( <i>n=3</i> )	<b>0.0%</b> ( <i>n=0</i> )
Project Management	<b>1.2%</b> ( <i>n=2</i> )	<b>0.0%</b> ( <i>n=0</i> )
Advertising	<b>1.2%</b> ( <i>n=2</i> )	<b>0.0%</b> ( <i>n=0</i> )

Pharmaceutical / Biotech	1.2% (n=2)	0.0% (n=0)
Construction / Contracting	1.2% (n=2)	0.0% (n=0)
Advocacy	1.2% (n=2)	0.0% (n=0)
Business	1.2% (n=2)	0.0% (n=0)
Customer Service	1.2% (n=2)	0.0% (n=0)
Database Management	1.2% (n=2)	0.0% (n=0)
Research & Development	1.2% (n=2)	0.0% (n=0)
Healthcare / Health Services	1.2% (n=2)	0.0% (n=0)
Childcare	1.2% (n=2)	0.0% (n=0)
Website Development	1.2% (n=2)	0.0% (n=0)
Manufacturing / Mechanical	1.2% (n=2)	0.0% (n=0)
Banking	1.2% (n=2)	0.0% (n=0)
Writing & Editing	1.2% (n=2)	0.0% (n=0)
Production	0.6% (n=1)	0.0% (n=0)
Actuarial	0.6% (n=1)	0.0% (n=0)
Law / Legal	0.6% (n=1)	0.0% (n=0)
Information Technology	0.6% (n=1)	0.0% (n=0)
Coaching	0.6% (n=1)	0.0% (n=0)
Event Planning	0.6% (n=1)	0.0% (n=0)
Operations	0.6% (n=1)	0.0% (n=0)
Law Enforcement / Security	0.6% (n=1)	0.0% (n=0)
Quality Assurance / Control	0.6% (n=1)	0.0% (n=0)
Community Service	0.6% (n=1)	0.0% (n=0)
Fundraising / Development	0.6% (n=1)	0.0% (n=0)
Editorial	0.6% (n=1)	0.0% (n=0)
Not Specified	0.6% (n=1)	0.0% (n=0)
Restaurant Management / Food Service	0.6% (n=1)	0.0% (n=0)
Data Entry	0.6% (n=1)	0.0% (n=0)



## Occupation

**Core 10 & Core 14:** Please enter the location of your occupation.

	<b>Undergraduate</b> <i>n=160</i>	<b>Masters</b> <i>n=8</i>
NY	<b>76.9%</b> ( <i>n=123</i> )	<b>62.5%</b> ( <i>n=5</i> )
MA	<b>3.8%</b> ( <i>n=6</i> )	<b>25.0%</b> ( <i>n=2</i> )
CT	<b>3.1%</b> ( <i>n=5</i> )	<b>12.5%</b> ( <i>n=1</i> )
NJ	<b>3.1%</b> ( <i>n=5</i> )	<b>0.0%</b> ( <i>n=0</i> )
IL	<b>1.9%</b> ( <i>n=3</i> )	<b>0.0%</b> ( <i>n=0</i> )
WI	<b>1.3%</b> ( <i>n=2</i> )	<b>0.0%</b> ( <i>n=0</i> )
VA	<b>1.3%</b> ( <i>n=2</i> )	<b>0.0%</b> ( <i>n=0</i> )
FL	<b>1.3%</b> ( <i>n=2</i> )	<b>0.0%</b> ( <i>n=0</i> )
TX	<b>1.3%</b> ( <i>n=2</i> )	<b>0.0%</b> ( <i>n=0</i> )
PA	<b>1.3%</b> ( <i>n=2</i> )	<b>0.0%</b> ( <i>n=0</i> )
DC	<b>0.6%</b> ( <i>n=1</i> )	<b>0.0%</b> ( <i>n=0</i> )
SC	<b>0.6%</b> ( <i>n=1</i> )	<b>0.0%</b> ( <i>n=0</i> )
NH	<b>0.6%</b> ( <i>n=1</i> )	<b>0.0%</b> ( <i>n=0</i> )
NC	<b>0.6%</b> ( <i>n=1</i> )	<b>0.0%</b> ( <i>n=0</i> )
AR	<b>0.6%</b> ( <i>n=1</i> )	<b>0.0%</b> ( <i>n=0</i> )
Other	<b>0.6%</b> ( <i>n=1</i> )	<b>0.0%</b> ( <i>n=0</i> )
VT	<b>0.6%</b> ( <i>n=1</i> )	<b>0.0%</b> ( <i>n=0</i> )
MO	<b>0.6%</b> ( <i>n=1</i> )	<b>0.0%</b> ( <i>n=0</i> )

## Occupation

**Core 15:** Which of these best describes your primary reason for being unemployed or not seeking employment?

	<b>Undergraduate</b> <i>n=18</i>	<b>Masters</b> <i>n=0</i>
Family or personal reasons	<b>5.6%</b> ( <i>n=1</i> )	<b>0.0%</b> ( <i>n=0</i> )
Enrolled / Enrolling in a degree or certificate program	<b>11.1%</b> ( <i>n=2</i> )	<b>0.0%</b> ( <i>n=0</i> )
Unable to find employment related to career goals or area of study	<b>38.9%</b> ( <i>n=7</i> )	<b>0.0%</b> ( <i>n=0</i> )
Unable to find employment at a sufficient level of pay	<b>5.6%</b> ( <i>n=1</i> )	<b>0.0%</b> ( <i>n=0</i> )
Unable to find any employment	<b>33.3%</b> ( <i>n=6</i> )	<b>0.0%</b> ( <i>n=0</i> )
Other	<b>5.6%</b> ( <i>n=1</i> )	<b>0.0%</b> ( <i>n=0</i> )

## Occupation

**Core 16:** Have you received any offers for employment that you did not accept?

	<b>Undergraduate</b> <i>n=18</i>	<b>Masters</b> <i>n=0</i>
No	<b>61.1%</b> ( <i>n=11</i> )	<b>0.0%</b> ( <i>n=0</i> )
Yes	<b>33.3%</b> ( <i>n=6</i> )	<b>0.0%</b> ( <i>n=0</i> )
I'd rather not answer	<b>5.6%</b> ( <i>n=1</i> )	<b>0.0%</b> ( <i>n=0</i> )



## Occupation

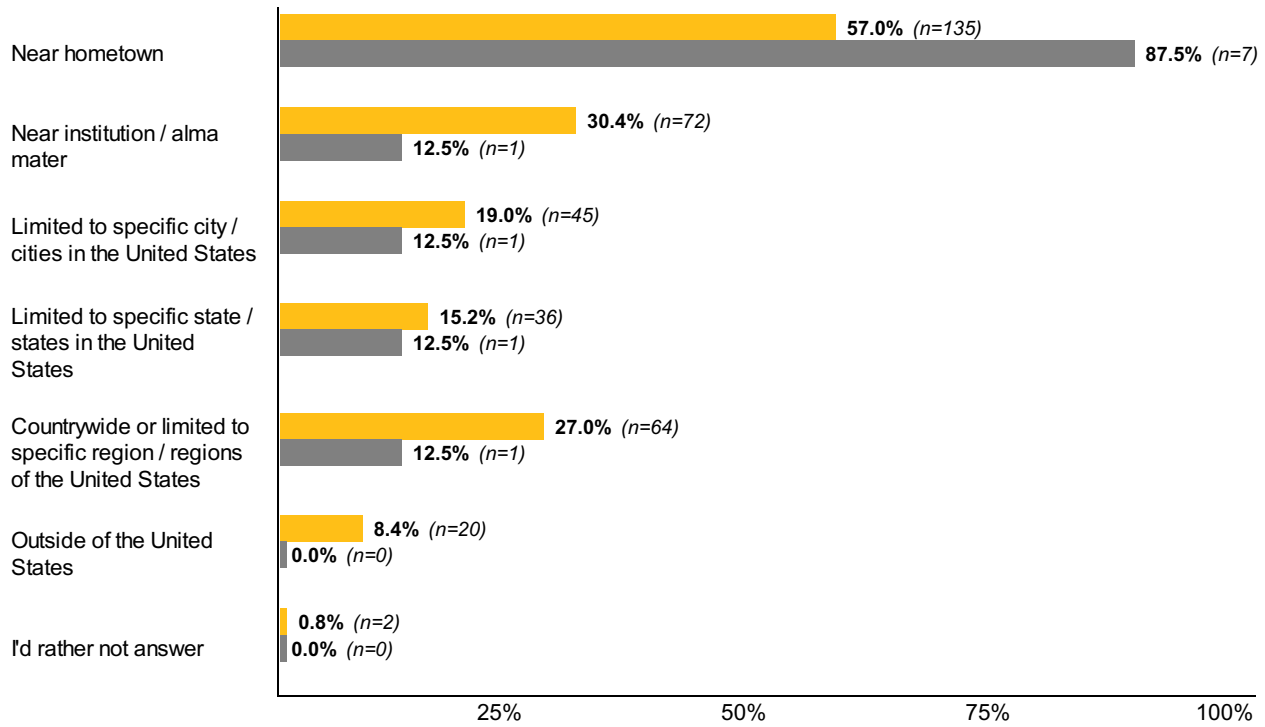
**Core 17:** Which of these best describe your reason(s) for not accepting your offer(s)? (Select all that apply)

	<b>Undergraduate</b> <i>n=6</i>	<b>Masters</b> <i>n=0</i>
Position unrelated to career goals or area of study	<b>50.0%</b> ( <i>n=3</i> )	<b>0.0%</b> ( <i>n=0</i> )
Organization or position fit unacceptable	<b>16.7%</b> ( <i>n=1</i> )	<b>0.0%</b> ( <i>n=0</i> )
Enrolled / Enrolling in a degree program	<b>16.7%</b> ( <i>n=1</i> )	<b>0.0%</b> ( <i>n=0</i> )
Position had insufficient level of pay	<b>16.7%</b> ( <i>n=1</i> )	<b>0.0%</b> ( <i>n=0</i> )

## Occupation

**Core 18:** Where geographically did you look when searching for your post-graduation occupation? (Select all that apply)

Undergraduate (n=237)  
Masters (n=8)



## Additional Education Enrollment

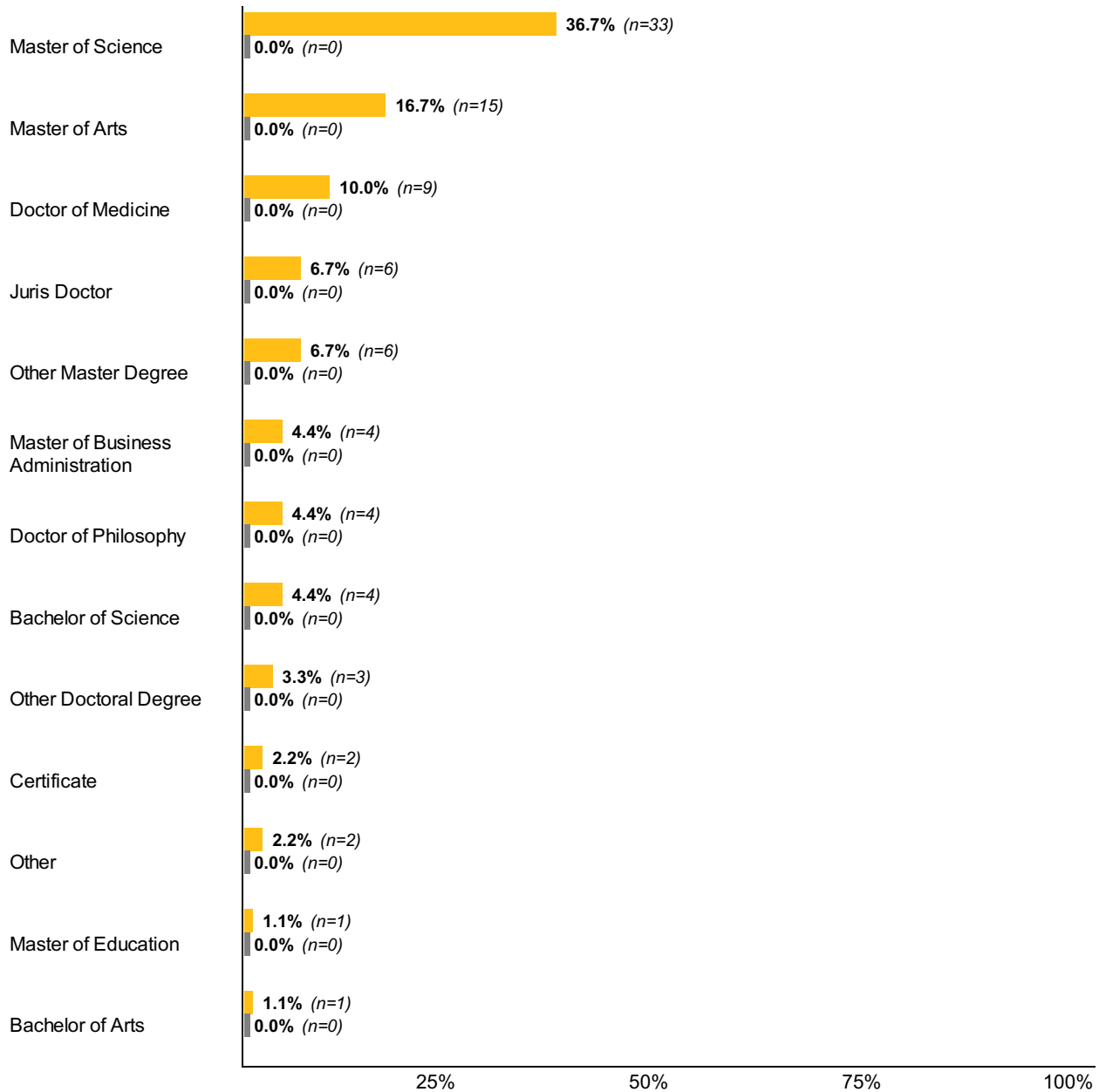
**Core 20:** Please answer each of the items below concerning the additional education you are pursuing.

	<b>Undergraduate</b> <i>n=88</i>	<b>Masters</b> <i>n=0</i>
Business, management, marketing, and related support services	<b>23.9%</b> ( <i>n=21</i> )	<b>0.0%</b> ( <i>n=0</i> )
Health professions and related programs	<b>23.9%</b> ( <i>n=21</i> )	<b>0.0%</b> ( <i>n=0</i> )
Psychology	<b>9.1%</b> ( <i>n=8</i> )	<b>0.0%</b> ( <i>n=0</i> )
Biological and biomedical sciences	<b>6.8%</b> ( <i>n=6</i> )	<b>0.0%</b> ( <i>n=0</i> )
Legal professions and studies	<b>5.7%</b> ( <i>n=5</i> )	<b>0.0%</b> ( <i>n=0</i> )
Other	<b>5.7%</b> ( <i>n=5</i> )	<b>0.0%</b> ( <i>n=0</i> )
Social sciences	<b>5.7%</b> ( <i>n=5</i> )	<b>0.0%</b> ( <i>n=0</i> )
Education	<b>4.5%</b> ( <i>n=4</i> )	<b>0.0%</b> ( <i>n=0</i> )
Science technologies / technicians	<b>3.4%</b> ( <i>n=3</i> )	<b>0.0%</b> ( <i>n=0</i> )
Physical sciences	<b>2.3%</b> ( <i>n=2</i> )	<b>0.0%</b> ( <i>n=0</i> )
Public administration and social service professions	<b>1.1%</b> ( <i>n=1</i> )	<b>0.0%</b> ( <i>n=0</i> )
Philosophy and religious studies	<b>1.1%</b> ( <i>n=1</i> )	<b>0.0%</b> ( <i>n=0</i> )
Area, ethnic, cultural, gender, and group studies	<b>1.1%</b> ( <i>n=1</i> )	<b>0.0%</b> ( <i>n=0</i> )
Mathematics and statistics	<b>1.1%</b> ( <i>n=1</i> )	<b>0.0%</b> ( <i>n=0</i> )
Basic skills and developmental / remedial education	<b>1.1%</b> ( <i>n=1</i> )	<b>0.0%</b> ( <i>n=0</i> )
Health-related knowledge and skills	<b>1.1%</b> ( <i>n=1</i> )	<b>0.0%</b> ( <i>n=0</i> )
History	<b>1.1%</b> ( <i>n=1</i> )	<b>0.0%</b> ( <i>n=0</i> )
Computer and information sciences and support services	<b>1.1%</b> ( <i>n=1</i> )	<b>0.0%</b> ( <i>n=0</i> )

## Additional Education Enrollment

**Core 21:** What additional degree are you seeking post-graduation?

Undergraduate (n=90)  
Masters (n=0)



## Military Service

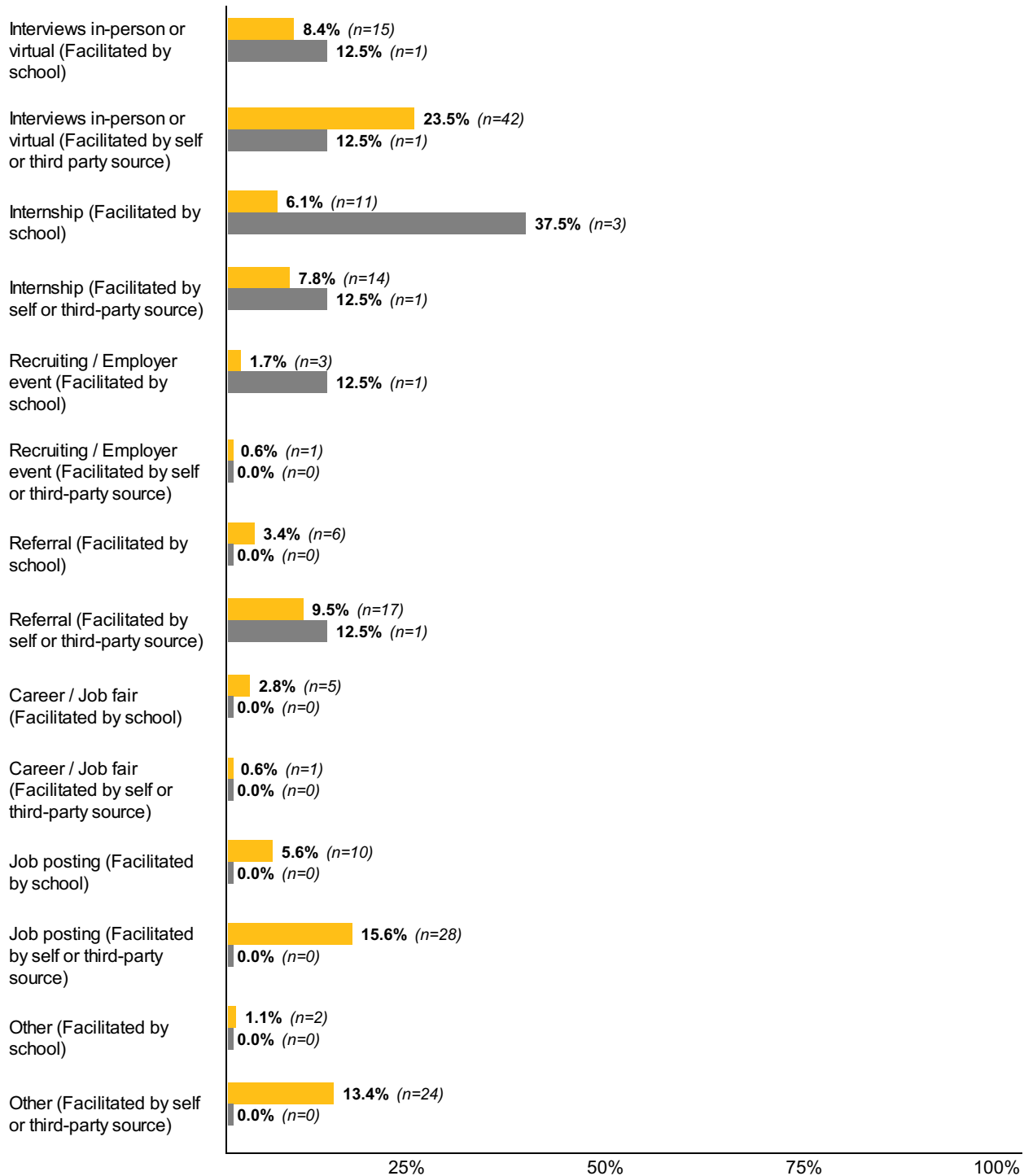
**Core 24:** In which branch of the military are you serving?

	<b>Undergraduate</b> <i>n=4</i>	<b>Masters</b> <i>n=0</i>
Army	<b>50.0%</b> ( <i>n=2</i> )	<b>0.0%</b> ( <i>n=0</i> )
Navy	<b>25.0%</b> ( <i>n=1</i> )	<b>0.0%</b> ( <i>n=0</i> )
Air Force	<b>25.0%</b> ( <i>n=1</i> )	<b>0.0%</b> ( <i>n=0</i> )
Coast Guard	<b>0.0%</b> ( <i>n=0</i> )	<b>0.0%</b> ( <i>n=0</i> )
Marines	<b>0.0%</b> ( <i>n=0</i> )	<b>0.0%</b> ( <i>n=0</i> )
I'd rather not answer	<b>0.0%</b> ( <i>n=0</i> )	<b>0.0%</b> ( <i>n=0</i> )

## Engagement

**Engagement 47:** Please indicate the primary job search activity that led to the job you accepted or hold. (Select one)

Undergraduate (n=179)  
Masters (n=8)



## Engagement

**Engagement 48:** How helpful did you find each of these resources when searching for an occupation?

	<b>Undergraduate</b> <i>n=241</i>	<b>Masters</b> <i>n=8</i>
Career Center Staff = Very Helpful	<b>11.6%</b> ( <i>n=28</i> )	<b>25.0%</b> ( <i>n=2</i> )
Career Center Staff = Helpful	<b>32.4%</b> ( <i>n=78</i> )	<b>50.0%</b> ( <i>n=4</i> )
Career Center Staff = Neither Helpful nor Unhelpful	<b>14.1%</b> ( <i>n=34</i> )	<b>0.0%</b> ( <i>n=0</i> )
Career Center Staff = Unhelpful	<b>7.1%</b> ( <i>n=17</i> )	<b>0.0%</b> ( <i>n=0</i> )
Career Center Staff = Very Unhelpful	<b>5.4%</b> ( <i>n=13</i> )	<b>0.0%</b> ( <i>n=0</i> )
Career Center Staff = I have never used this resource	<b>28.6%</b> ( <i>n=69</i> )	<b>25.0%</b> ( <i>n=2</i> )
Career Center Services = Very Helpful	<b>7.9%</b> ( <i>n=19</i> )	<b>37.5%</b> ( <i>n=3</i> )
Career Center Services = Helpful	<b>36.5%</b> ( <i>n=88</i> )	<b>37.5%</b> ( <i>n=3</i> )
Career Center Services = Neither Helpful nor Unhelpful	<b>16.6%</b> ( <i>n=40</i> )	<b>12.5%</b> ( <i>n=1</i> )
Career Center Services = Unhelpful	<b>7.5%</b> ( <i>n=18</i> )	<b>0.0%</b> ( <i>n=0</i> )
Career Center Services = Very Unhelpful	<b>5.0%</b> ( <i>n=12</i> )	<b>0.0%</b> ( <i>n=0</i> )
Career Center Services = I have never used this resource	<b>24.9%</b> ( <i>n=60</i> )	<b>12.5%</b> ( <i>n=1</i> )
Departmental Faculty / Staff / Services = Very Helpful	<b>27.8%</b> ( <i>n=67</i> )	<b>37.5%</b> ( <i>n=3</i> )
Departmental Faculty / Staff / Services = Helpful	<b>33.6%</b> ( <i>n=81</i> )	<b>62.5%</b> ( <i>n=5</i> )
Departmental Faculty / Staff / Services = Neither Helpful nor Unhelpful	<b>18.3%</b> ( <i>n=44</i> )	<b>0.0%</b> ( <i>n=0</i> )
Departmental Faculty / Staff / Services = Unhelpful	<b>1.7%</b> ( <i>n=4</i> )	<b>0.0%</b> ( <i>n=0</i> )
Departmental Faculty / Staff / Services = Very Unhelpful	<b>2.1%</b> ( <i>n=5</i> )	<b>0.0%</b> ( <i>n=0</i> )
Departmental Faculty / Staff / Services = I have never used this resource	<b>14.9%</b> ( <i>n=36</i> )	<b>0.0%</b> ( <i>n=0</i> )
Other Faculty / Staff / Services = Very Helpful	<b>14.5%</b> ( <i>n=35</i> )	<b>25.0%</b> ( <i>n=2</i> )
Other Faculty / Staff / Services = Helpful	<b>27.8%</b> ( <i>n=67</i> )	<b>50.0%</b> ( <i>n=4</i> )

Other Faculty / Staff / Services = Neither Helpful nor Unhelpful	<b>26.1%</b> (n=63)	<b>12.5%</b> (n=1)
Other Faculty / Staff / Services = Unhelpful	<b>2.1%</b> (n=5)	<b>0.0%</b> (n=0)
Other Faculty / Staff / Services = Very Unhelpful	<b>1.2%</b> (n=3)	<b>0.0%</b> (n=0)
Other Faculty / Staff / Services = I have never used this resource	<b>27.4%</b> (n=66)	<b>12.5%</b> (n=1)
Academic Advising Staff / Services = Very Helpful	<b>14.9%</b> (n=36)	<b>12.5%</b> (n=1)
Academic Advising Staff / Services = Helpful	<b>28.2%</b> (n=68)	<b>37.5%</b> (n=3)
Academic Advising Staff / Services = Neither Helpful nor Unhelpful	<b>17.8%</b> (n=43)	<b>25.0%</b> (n=2)
Academic Advising Staff / Services = Unhelpful	<b>4.6%</b> (n=11)	<b>0.0%</b> (n=0)
Academic Advising Staff / Services = Very Unhelpful	<b>7.9%</b> (n=19)	<b>0.0%</b> (n=0)
Academic Advising Staff / Services = I have never used this resource	<b>25.7%</b> (n=62)	<b>25.0%</b> (n=2)
Alumni = Very Helpful	<b>17.0%</b> (n=41)	<b>25.0%</b> (n=2)
Alumni = Helpful	<b>22.8%</b> (n=55)	<b>37.5%</b> (n=3)
Alumni = Neither Helpful nor Unhelpful	<b>18.7%</b> (n=45)	<b>12.5%</b> (n=1)
Alumni = Unhelpful	<b>3.7%</b> (n=9)	<b>0.0%</b> (n=0)
Alumni = Very Unhelpful	<b>2.1%</b> (n=5)	<b>0.0%</b> (n=0)
Alumni = I have never used this resource	<b>34.4%</b> (n=83)	<b>25.0%</b> (n=2)
Family Members = Very Helpful	<b>28.2%</b> (n=68)	<b>25.0%</b> (n=2)
Family Members = Helpful	<b>37.3%</b> (n=90)	<b>25.0%</b> (n=2)
Family Members = Neither Helpful nor Unhelpful	<b>18.7%</b> (n=45)	<b>37.5%</b> (n=3)
Family Members = Unhelpful	<b>3.7%</b> (n=9)	<b>0.0%</b> (n=0)
Family Members = Very Unhelpful	<b>1.2%</b> (n=3)	<b>0.0%</b> (n=0)
Family Members = I have never used this resource	<b>9.5%</b> (n=23)	<b>12.5%</b> (n=1)
Bosses / Co-workers / Supervisors = Very Helpful	<b>18.3%</b> (n=44)	<b>37.5%</b> (n=3)
Bosses / Co-workers / Supervisors = Helpful	<b>31.5%</b> (n=76)	<b>62.5%</b> (n=5)
Bosses / Co-workers / Supervisors = Neither Helpful nor Unhelpful	<b>21.2%</b> (n=51)	<b>0.0%</b> (n=0)
Bosses / Co-workers / Supervisors = Unhelpful	<b>2.9%</b> (n=7)	<b>0.0%</b> (n=0)
Bosses / Co-workers / Supervisors = Very Unhelpful	<b>2.1%</b> (n=5)	<b>0.0%</b> (n=0)
Bosses / Co-workers / Supervisors = I have never used this resource	<b>22.4%</b> (n=54)	<b>0.0%</b> (n=0)

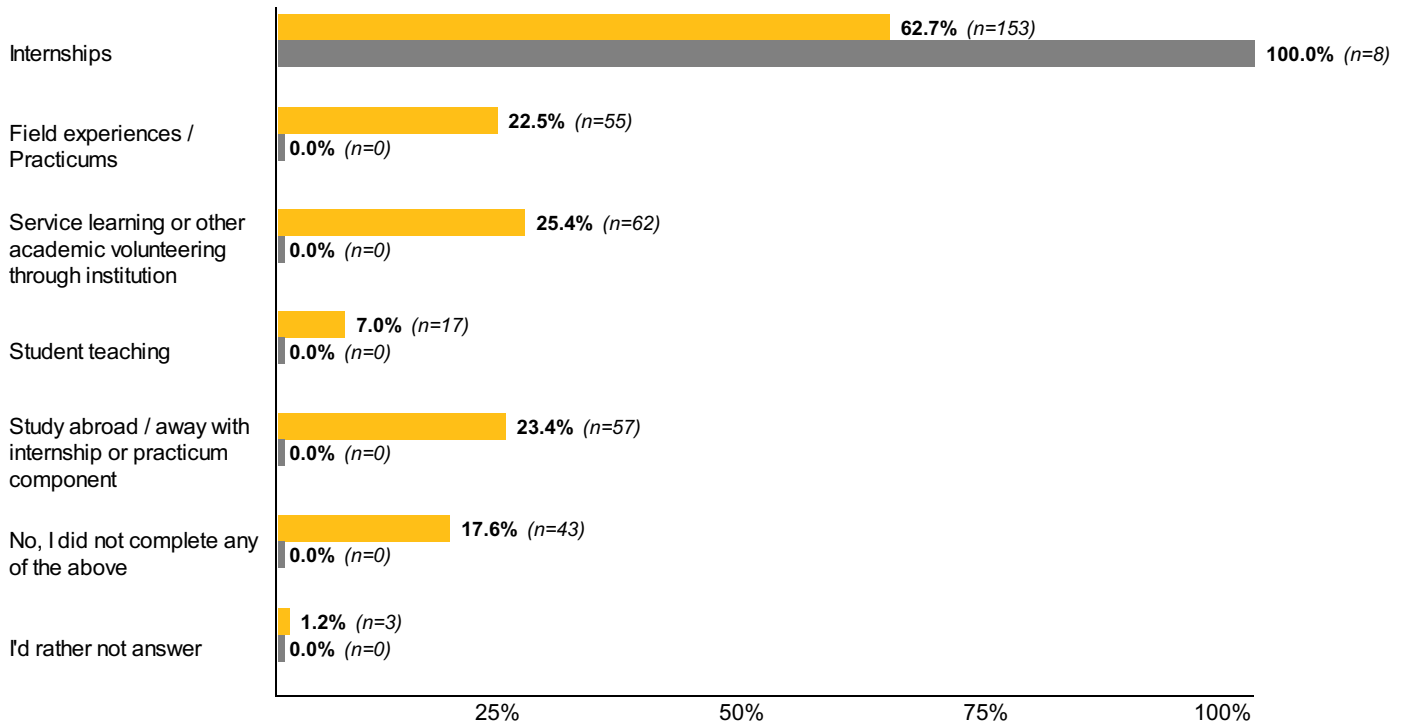


Professional Contacts / Organizations = Very Helpful	<b>21.6%</b> (n=52)	<b>50.0%</b> (n=4)
Professional Contacts / Organizations = Helpful	<b>30.7%</b> (n=74)	<b>37.5%</b> (n=3)
Professional Contacts / Organizations = Neither Helpful nor Unhelpful	<b>19.5%</b> (n=47)	<b>12.5%</b> (n=1)
Professional Contacts / Organizations = Unhelpful	<b>2.1%</b> (n=5)	<b>0.0%</b> (n=0)
Professional Contacts / Organizations = Very Unhelpful	<b>1.2%</b> (n=3)	<b>0.0%</b> (n=0)
Professional Contacts / Organizations = I have never used this resource	<b>23.7%</b> (n=57)	<b>0.0%</b> (n=0)
Peers = Very Helpful	<b>18.3%</b> (n=44)	<b>50.0%</b> (n=4)
Peers = Helpful	<b>38.6%</b> (n=93)	<b>37.5%</b> (n=3)
Peers = Neither Helpful nor Unhelpful	<b>22.0%</b> (n=53)	<b>12.5%</b> (n=1)
Peers = Unhelpful	<b>1.7%</b> (n=4)	<b>0.0%</b> (n=0)
Peers = Very Unhelpful	<b>1.7%</b> (n=4)	<b>0.0%</b> (n=0)
Peers = I have never used this resource	<b>16.2%</b> (n=39)	<b>0.0%</b> (n=0)

## Engagement

**Experiential 49:** Did you complete any of the following while working on your degree? (Select all that apply)

Undergraduate (n=244)  
Masters (n=8)



## Internships

**Experiential 51:** How many internships did you complete?

	<b>Undergraduate</b> <i>n=151</i>	<b>Masters</b> <i>n=8</i>
1	<b>45.0%</b> ( <i>n=68</i> )	<b>25.0%</b> ( <i>n=2</i> )
2	<b>33.1%</b> ( <i>n=50</i> )	<b>62.5%</b> ( <i>n=5</i> )
3	<b>15.2%</b> ( <i>n=23</i> )	<b>12.5%</b> ( <i>n=1</i> )
4	<b>4.0%</b> ( <i>n=6</i> )	<b>0.0%</b> ( <i>n=0</i> )
5	<b>0.7%</b> ( <i>n=1</i> )	<b>0.0%</b> ( <i>n=0</i> )
More than 5	<b>0.7%</b> ( <i>n=1</i> )	<b>0.0%</b> ( <i>n=0</i> )
Other	<b>1.3%</b> ( <i>n=2</i> )	<b>0.0%</b> ( <i>n=0</i> )

## Internships

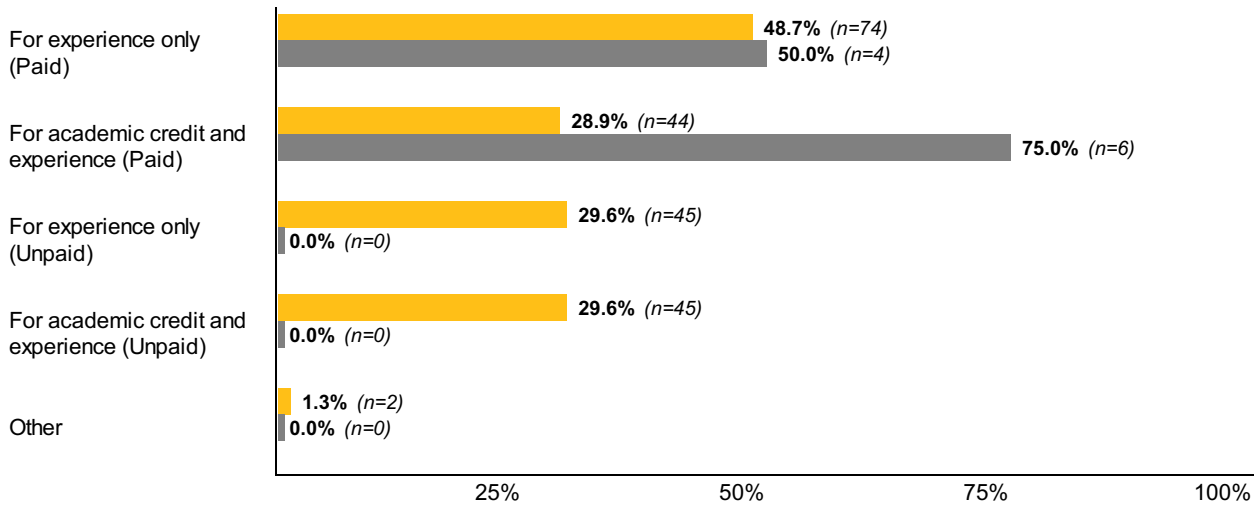
**Experiential 52:** Please indicate if these experiences were full or part-time. (Select all that apply)

	<b>Undergraduate</b> <i>n=151</i>	<b>Masters</b> <i>n=8</i>
Part-time	<b>72.2%</b> ( <i>n=109</i> )	<b>100.0%</b> ( <i>n=8</i> )
Full-time	<b>47.7%</b> ( <i>n=72</i> )	<b>25.0%</b> ( <i>n=2</i> )

## Internships

**Experiential 53:** What types of internships did you complete? (Select all that apply)

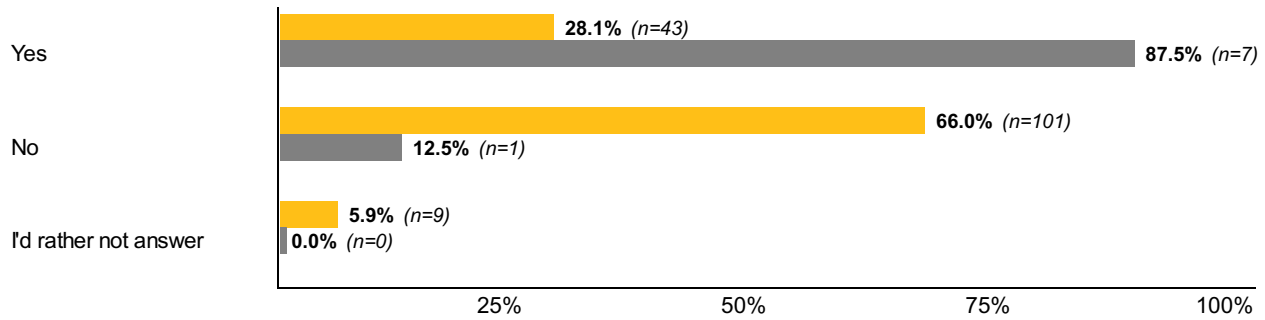
Undergraduate (*n*=152)  
Masters (*n*=8)



## Internships

**Experiential 54:** Were you offered full-time employment as result of any of your internships?

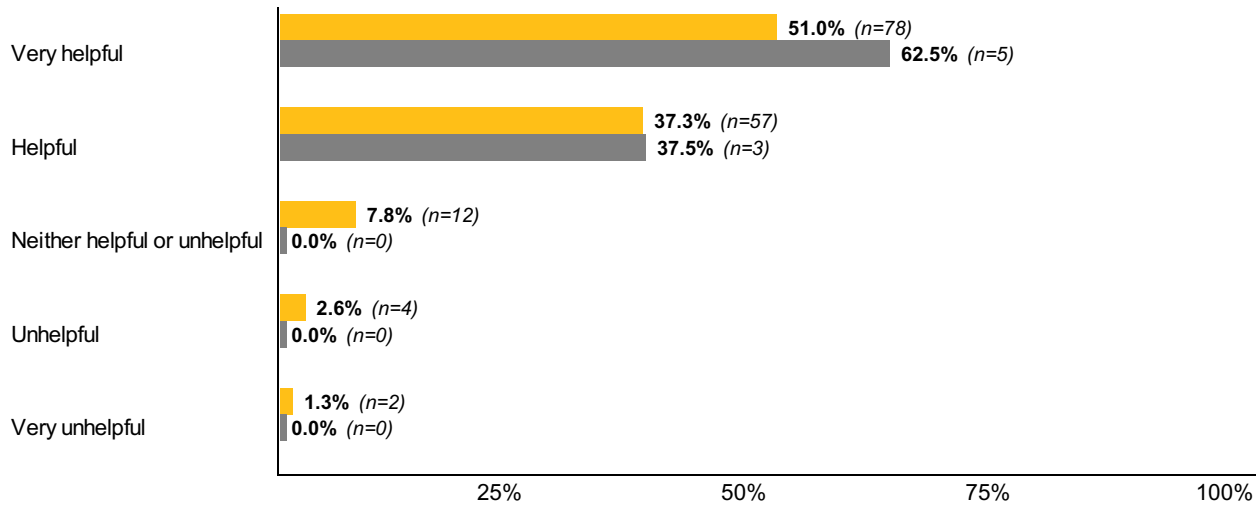
Undergraduate (n=153)  
Masters (n=8)



## Internships

**Experiential 55:** Overall, how helpful were your internships in preparing you for the workplace/your career?

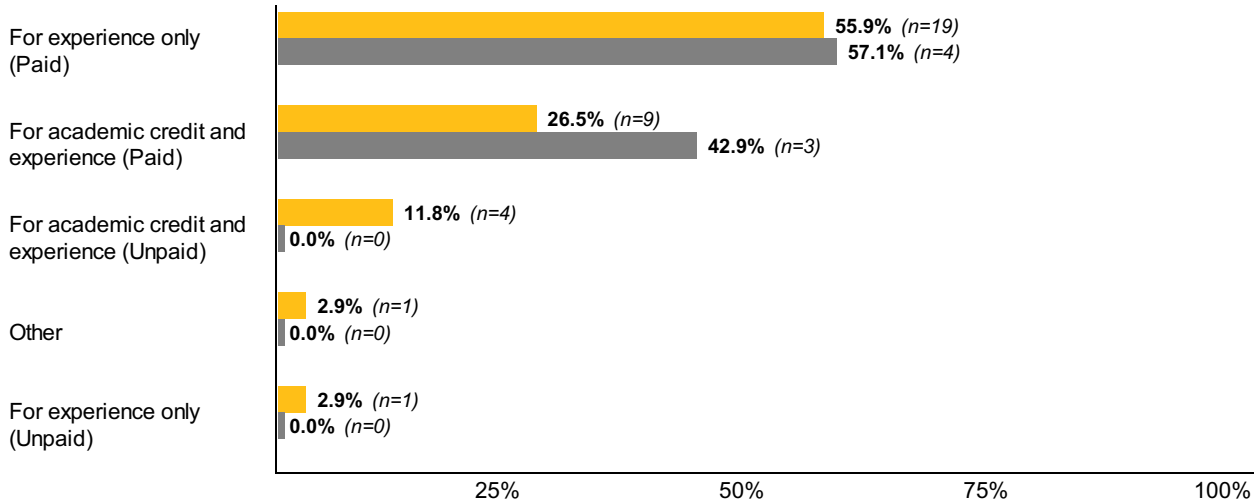
Undergraduate (n=153)  
Masters (n=8)



## Internships

**Experiential 57:** What type of internship was this?

Undergraduate (*n*=34)  
 Masters (*n*=7)





## Service learning and other academic volunteer experiences

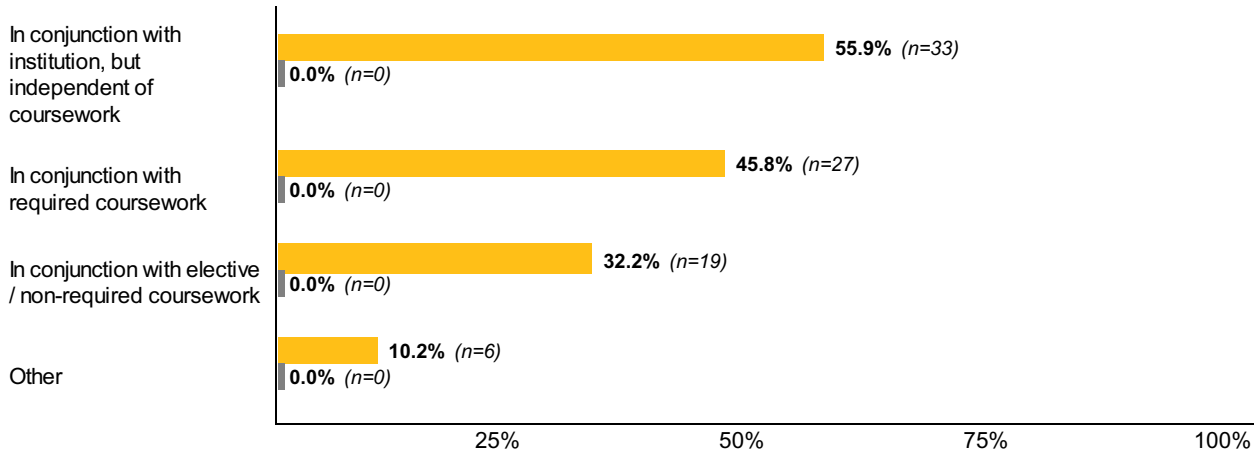
**Experiential 65:** How many service learning or other academic volunteer experiences did you complete?

	<b>Undergraduate</b> <i>n=58</i>	<b>Masters</b> <i>n=0</i>
1	<b>29.3%</b> ( <i>n=17</i> )	<b>0.0%</b> ( <i>n=0</i> )
2	<b>32.8%</b> ( <i>n=19</i> )	<b>0.0%</b> ( <i>n=0</i> )
3	<b>12.1%</b> ( <i>n=7</i> )	<b>0.0%</b> ( <i>n=0</i> )
4	<b>3.4%</b> ( <i>n=2</i> )	<b>0.0%</b> ( <i>n=0</i> )
5	<b>3.4%</b> ( <i>n=2</i> )	<b>0.0%</b> ( <i>n=0</i> )
More than 5	<b>15.5%</b> ( <i>n=9</i> )	<b>0.0%</b> ( <i>n=0</i> )
Other	<b>3.4%</b> ( <i>n=2</i> )	<b>0.0%</b> ( <i>n=0</i> )

## Service learning and other academic volunteer experiences

**Experiential 67:** What types of service learning or other academic volunteer experiences did you complete? (Select all that apply)

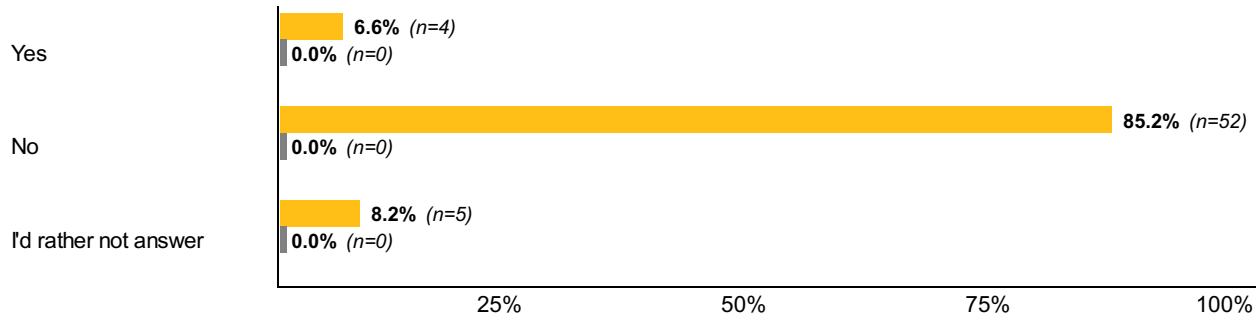
Undergraduate (n=59)  
 Masters (n=0)



## Service learning and other academic volunteer experiences

**Experiential 68:** Were you offered full-time employment as result of any of your service learning or other academic volunteer experiences?

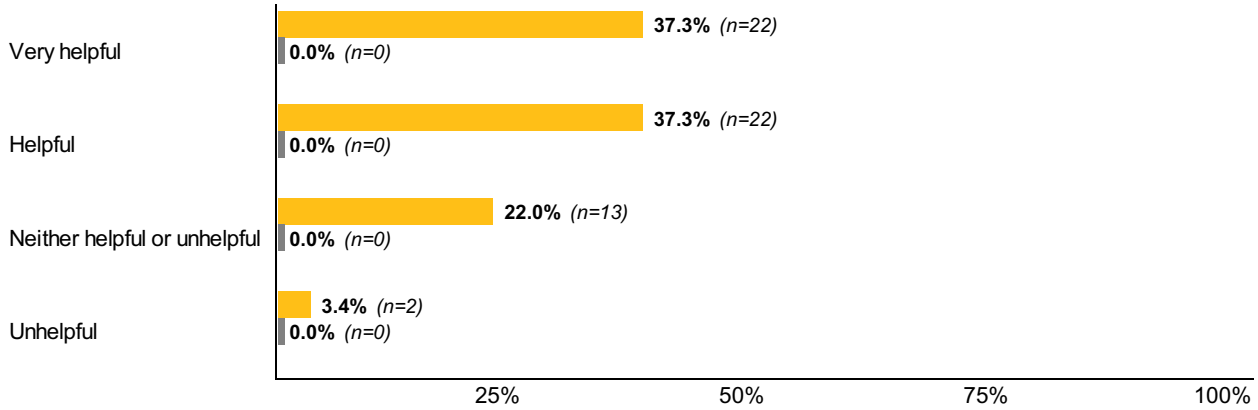
Undergraduate (n=61)  
Masters (n=0)



## Service learning and other academic volunteer experiences

**Experiential 69:** How helpful were your service learning or other academic volunteer experiences in preparing you for the workplace/your career?

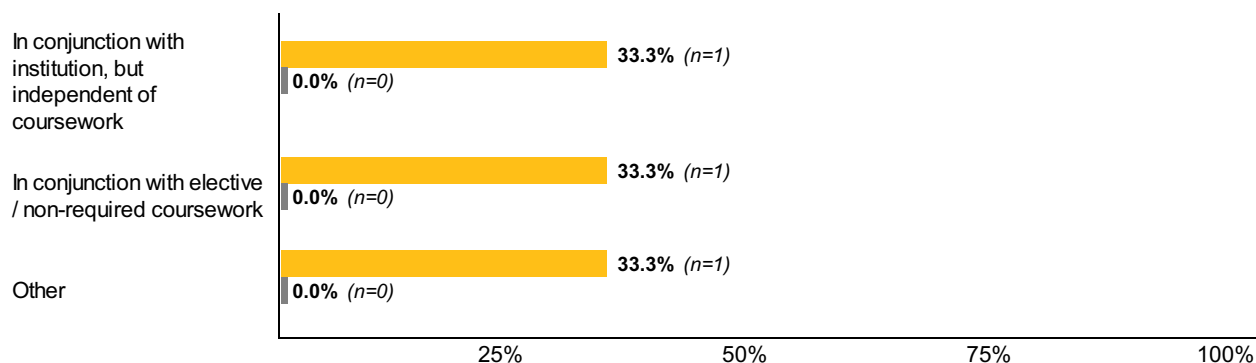
Undergraduate (n=59)  
Masters (n=0)



## Service learning and other academic volunteer experiences

**Experiential 71:** What type of service learning or other academic volunteer experience was this?

Undergraduate (*n*=3)  
Masters (*n*=0)



## Field Experience / Practicum

**Experiential 79:** How many field experiences or practicums did you complete?

	<b>Undergraduate</b> <i>n=50</i>	<b>Masters</b> <i>n=0</i>
1	<b>46.0%</b> ( <i>n=23</i> )	<b>0.0%</b> ( <i>n=0</i> )
2	<b>26.0%</b> ( <i>n=13</i> )	<b>0.0%</b> ( <i>n=0</i> )
3	<b>8.0%</b> ( <i>n=4</i> )	<b>0.0%</b> ( <i>n=0</i> )
4	<b>4.0%</b> ( <i>n=2</i> )	<b>0.0%</b> ( <i>n=0</i> )
5	<b>0.0%</b> ( <i>n=0</i> )	<b>0.0%</b> ( <i>n=0</i> )
More than 5	<b>10.0%</b> ( <i>n=5</i> )	<b>0.0%</b> ( <i>n=0</i> )
Other	<b>6.0%</b> ( <i>n=3</i> )	<b>0.0%</b> ( <i>n=0</i> )

## Field Experience / Practicum

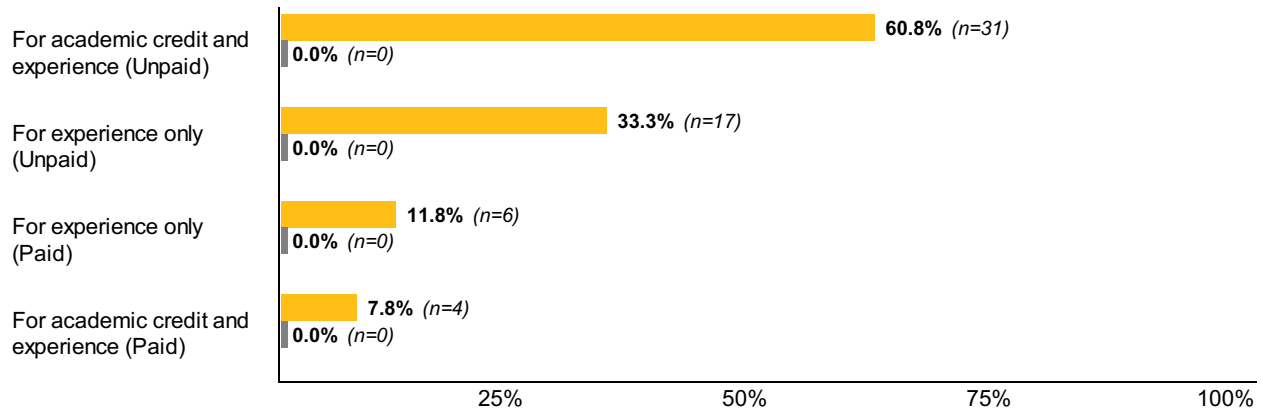
**Experiential 80:** Please indicate if these experiences were full or part-time. (Select all that apply)

	<b>Undergraduate</b> <i>n=50</i>	<b>Masters</b> <i>n=0</i>
Part-time	<b>84.0%</b> ( <i>n=42</i> )	<b>0.0%</b> ( <i>n=0</i> )
Full-time	<b>22.0%</b> ( <i>n=11</i> )	<b>0.0%</b> ( <i>n=0</i> )

## Field Experience / Practicum

**Experiential 81:** What types of field experiences or practicums did you complete? (Select all that apply)

Undergraduate (n=51)  
Masters (n=0)

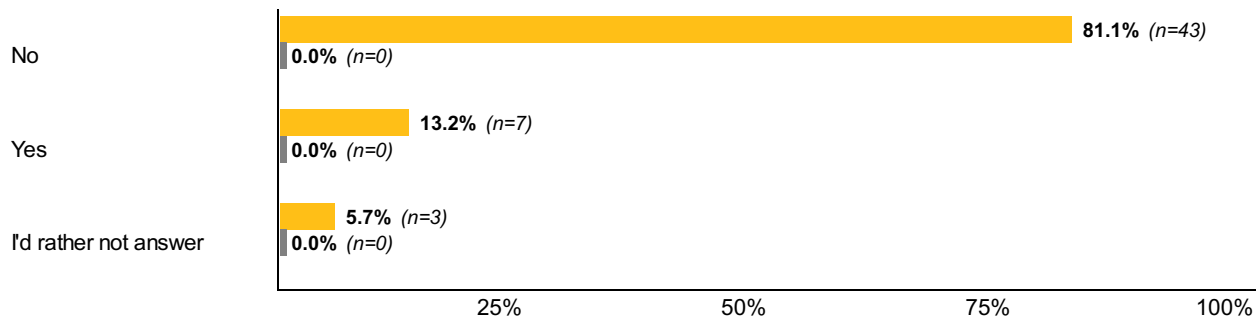




## Field Experience / Practicum

**Experiential 82:** Were you offered full-time employment as result of any of your field experiences or practicums?

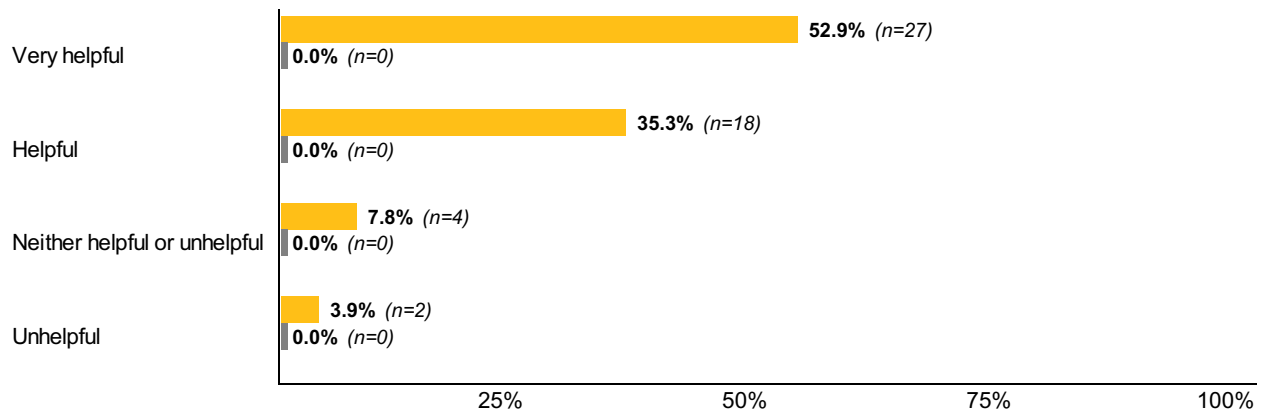
Undergraduate (n=53)  
Masters (n=0)



## Field Experience / Practicum

**Experiential 83:** How helpful were your field experiences or practicums in preparing you for the workplace/your career?

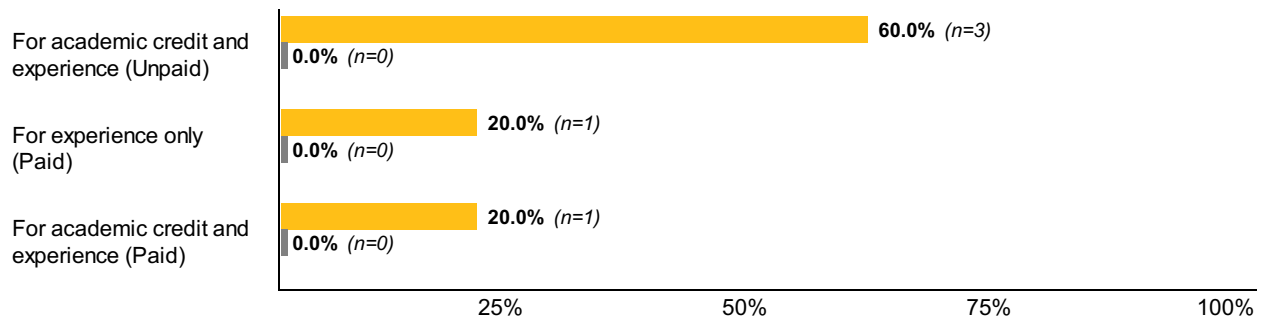
Undergraduate (n=51)  
Masters (n=0)



## Field Experience / Practicum

**Experiential 85:** What type of field experience or practicum was this?

Undergraduate (*n*=5)  
Masters (*n*=0)



## Student Teaching

**Experiential 94:** Please indicate if this experience was full or part-time. (Select all that apply)

	<b>Undergraduate</b> <i>n=17</i>	<b>Masters</b> <i>n=0</i>
Full-time	<b>58.8%</b> ( <i>n=10</i> )	<b>0.0%</b> ( <i>n=0</i> )
Part-time	<b>41.2%</b> ( <i>n=7</i> )	<b>0.0%</b> ( <i>n=0</i> )

## Student Teaching: Grade Level

**Experiential 95:** Please indicate the grade you taught and whether the school was public or private.

	<b>Undergraduate</b> <i>n=17</i>	<b>Masters</b> <i>n=0</i>
Pre-K	<b>0.0%</b> ( <i>n=0</i> )	<b>0.0%</b> ( <i>n=0</i> )
Kindergarten	<b>0.0%</b> ( <i>n=0</i> )	<b>0.0%</b> ( <i>n=0</i> )
1st	<b>0.0%</b> ( <i>n=0</i> )	<b>0.0%</b> ( <i>n=0</i> )
2nd	<b>0.0%</b> ( <i>n=0</i> )	<b>0.0%</b> ( <i>n=0</i> )
3rd	<b>0.0%</b> ( <i>n=0</i> )	<b>0.0%</b> ( <i>n=0</i> )
4th	<b>0.0%</b> ( <i>n=0</i> )	<b>0.0%</b> ( <i>n=0</i> )
5th	<b>0.0%</b> ( <i>n=0</i> )	<b>0.0%</b> ( <i>n=0</i> )
6th	<b>0.0%</b> ( <i>n=0</i> )	<b>0.0%</b> ( <i>n=0</i> )
7th	<b>5.9%</b> ( <i>n=1</i> )	<b>0.0%</b> ( <i>n=0</i> )
8th	<b>17.6%</b> ( <i>n=3</i> )	<b>0.0%</b> ( <i>n=0</i> )
9th	<b>0.0%</b> ( <i>n=0</i> )	<b>0.0%</b> ( <i>n=0</i> )
10th	<b>0.0%</b> ( <i>n=0</i> )	<b>0.0%</b> ( <i>n=0</i> )
11th	<b>0.0%</b> ( <i>n=0</i> )	<b>0.0%</b> ( <i>n=0</i> )
12th	<b>0.0%</b> ( <i>n=0</i> )	<b>0.0%</b> ( <i>n=0</i> )
Non-grade level	<b>11.8%</b> ( <i>n=2</i> )	<b>0.0%</b> ( <i>n=0</i> )
More than one grade level (Multiple positions)	<b>47.1%</b> ( <i>n=8</i> )	<b>0.0%</b> ( <i>n=0</i> )
Other	<b>17.6%</b> ( <i>n=3</i> )	<b>0.0%</b> ( <i>n=0</i> )

## Student Teaching: Public/Private/Charter

**Experiential 95:** Please indicate the grade you taught and whether the school was public or private.

	<b>Undergraduate</b> <i>n=17</i>	<b>Masters</b> <i>n=0</i>
Public	<b>70.6%</b> ( <i>n=12</i> )	<b>0.0%</b> ( <i>n=0</i> )
Private	<b>17.6%</b> ( <i>n=3</i> )	<b>0.0%</b> ( <i>n=0</i> )
Other	<b>11.8%</b> ( <i>n=2</i> )	<b>0.0%</b> ( <i>n=0</i> )

## Student Teaching

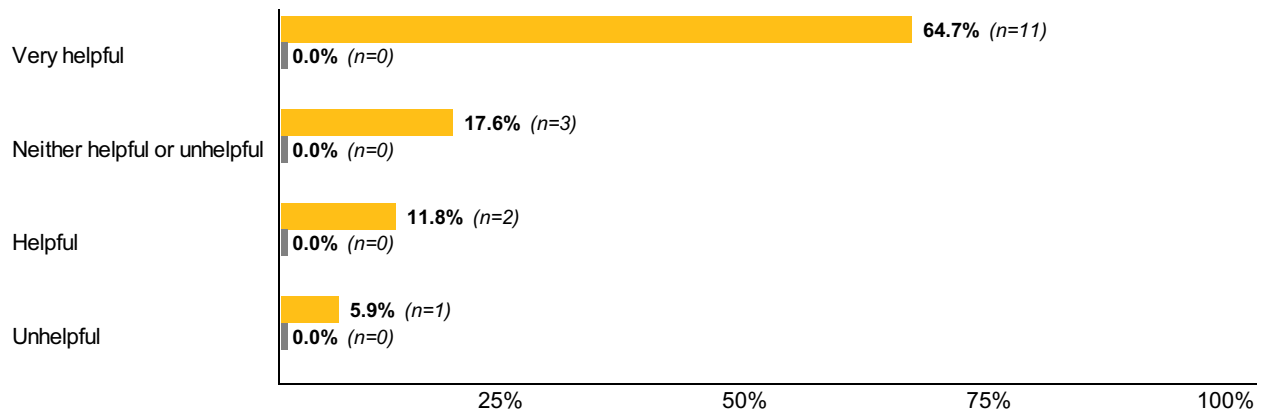
**Experiential 96:** Were you offered full-time employment as result of your student teaching experience?

	<b>Undergraduate</b> <i>n=17</i>	<b>Masters</b> <i>n=0</i>
Yes	<b>11.8%</b> ( <i>n=2</i> )	<b>0.0%</b> ( <i>n=0</i> )
No	<b>82.4%</b> ( <i>n=14</i> )	<b>0.0%</b> ( <i>n=0</i> )
I'd rather not answer	<b>5.9%</b> ( <i>n=1</i> )	<b>0.0%</b> ( <i>n=0</i> )

## Student Teaching

**Experiential 97:** How helpful was your student teaching experience in preparing you for the workplace/your career?

Undergraduate (n=17)  
Masters (n=0)





## Study Abroad/Away with internship or practicum component

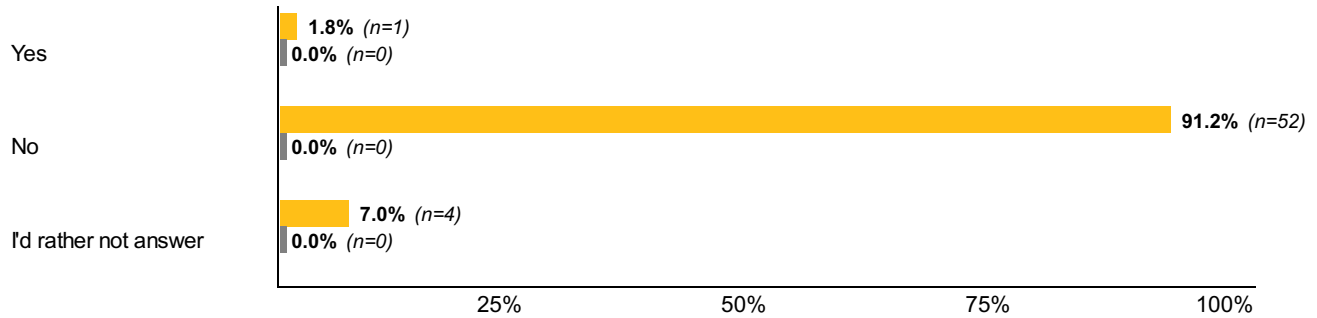
**Experiential 99:** How many study abroad/away experiences with internship or practicum components did you complete?

	<b>Undergraduate</b> <i>n=54</i>	<b>Masters</b> <i>n=0</i>
1	<b>85.2%</b> ( <i>n=46</i> )	<b>0.0%</b> ( <i>n=0</i> )
2	<b>11.1%</b> ( <i>n=6</i> )	<b>0.0%</b> ( <i>n=0</i> )
3	<b>1.9%</b> ( <i>n=1</i> )	<b>0.0%</b> ( <i>n=0</i> )
4	<b>0.0%</b> ( <i>n=0</i> )	<b>0.0%</b> ( <i>n=0</i> )
5	<b>0.0%</b> ( <i>n=0</i> )	<b>0.0%</b> ( <i>n=0</i> )
More than 5	<b>0.0%</b> ( <i>n=0</i> )	<b>0.0%</b> ( <i>n=0</i> )
Other	<b>1.9%</b> ( <i>n=1</i> )	<b>0.0%</b> ( <i>n=0</i> )

## Study Abroad/Away with internship or practicum component

**Experiential 101:** Were you offered full-time employment as result of any of your study abroad/away experiences with internship or practicum components?

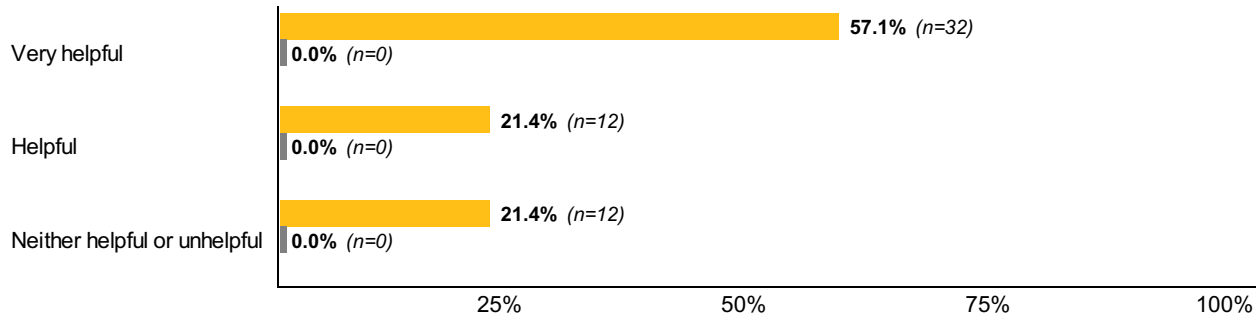
Undergraduate (n=57)  
Masters (n=0)



## Study Abroad/Away with internship or practicum component

**Experiential 102:** How helpful were your study abroad/away experiences with internship or practicum components in preparing you for the workplace/your career?

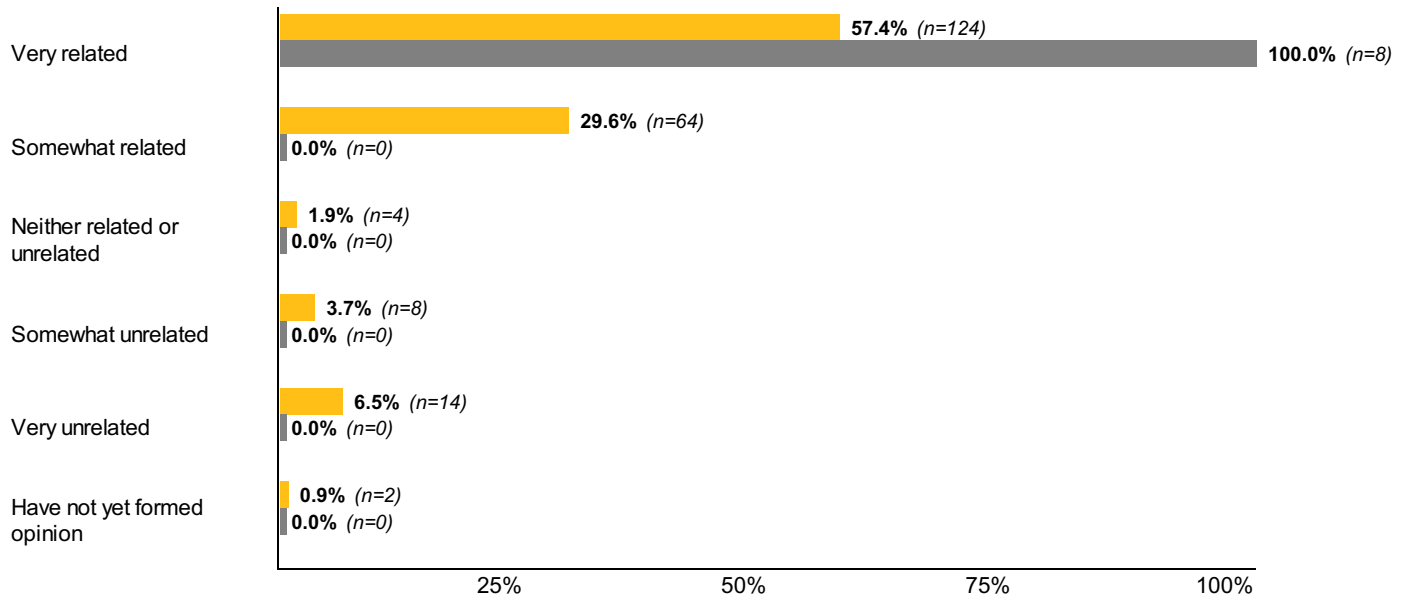
Undergraduate (n=56)  
Masters (n=0)



## Satisfaction

**Satisfaction 105:** How related is your primary post-graduation occupation to your program/area of study?

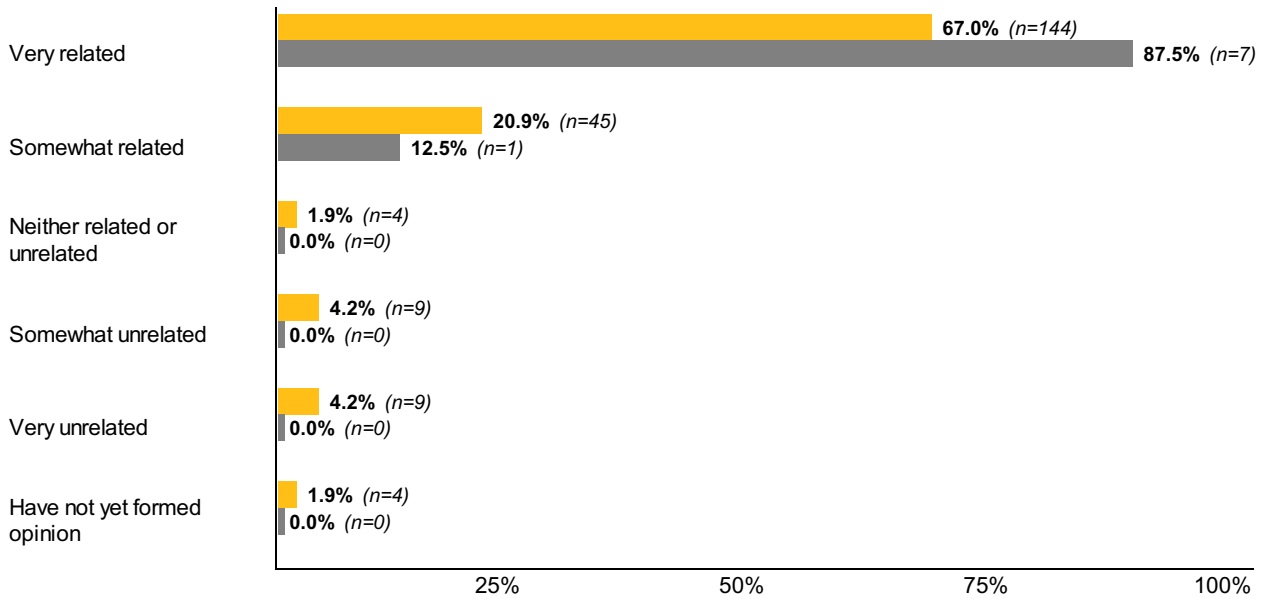
Undergraduate (n=216)  
Masters (n=8)



## Satisfaction

**Satisfaction 106:** How related is your primary post-graduation occupation to your career goals?

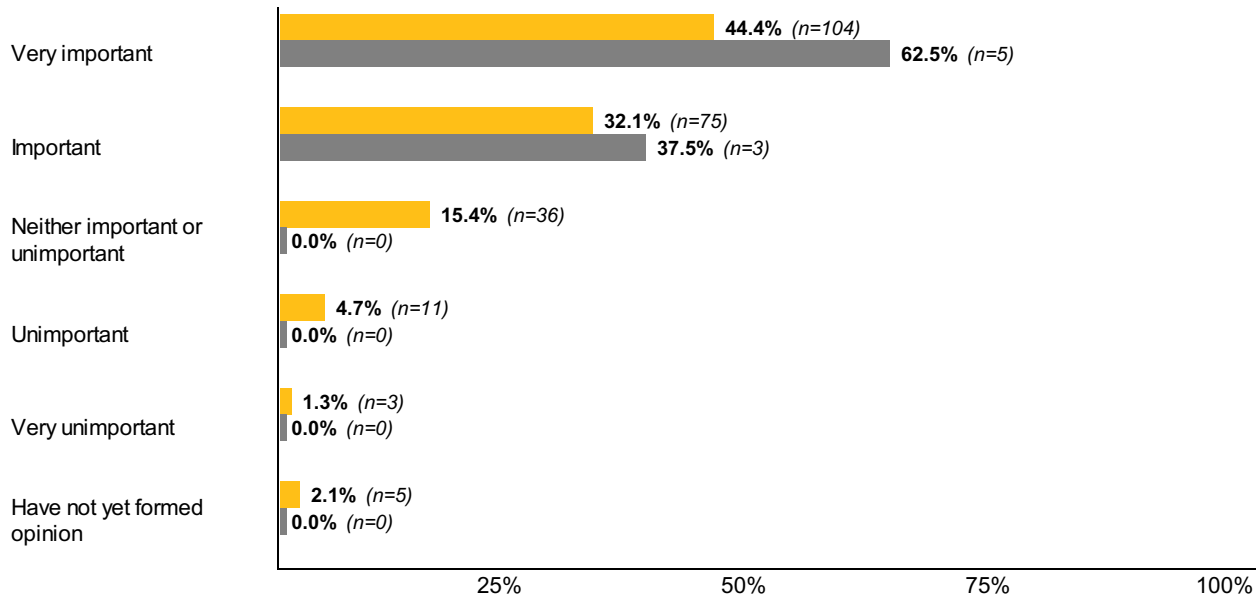
Undergraduate (n=215)  
 Masters (n=8)



## Satisfaction

**Satisfaction 107:** How important to you is it that your primary post-graduation occupation or career is related to your program/area of study?

Undergraduate (n=234)  
Masters (n=8)



## Satisfaction

**Satisfaction 108:** How satisfied are you with your primary post-graduation occupation?

Undergraduate (n=216)  
 Masters (n=8)

